



Something Fishy

a reading and spelling review book



ALL ABOUT *Reading*



ALL ABOUT *Spelling*

All Levels

All rights reserved. No portion of this publication may be reproduced by any means, including duplicating, photocopying (except as noted below), electronic, recording, the World Wide Web, email, or otherwise, without prior written permission from the publisher.

Permission is not granted for co-op, classroom, school-wide, or system-wide reproduction of materials. Permission is granted to the individual purchaser to photocopy the student materials in this book for non-commercial individual (household) use only.

Copyright © 2023 by All About® Learning Press, Inc.
Printed in the United States of America

v. 1.0.0

All About® Learning Press, Inc.
615 Commerce Loop
Eagle River, WI 54521

ISBN 978-1-935197-98-0

Editor:	Samantha Johnson
Cover Design:	Donna Goeddaeus, Emily F. Johnson
Page Layout:	Shanna Behrens, Emily F. Johnson
Illustrator:	Donna Goeddaeus
Activity Colorization:	Emily F. Johnson
Contributors:	Shanna Behrens, Donna Goeddaeus, Emily F. Johnson, Samantha Johnson, Marie Rippel

The *Something Fishy* review book is part of the
All About® Reading and *All About® Spelling* programs.

For more information, go to www.AllAboutLearningPress.com.

Contents

About This Book	7
A Look Inside <i>Something Fishy</i>	9
Tips for Using the Activities	11
Activity 1 – Giddy-Up, Seahorses! (Review 12 Words)	13-20
Activity 2 – Fin-tastic Sharks (Review 8 Words)	21-26
Activity 3 – Find the Coquinas (Review 9 Words)	27-32
Activity 4 – Magnificent Manatees (Review 9 Words)	33-40
Activity 5 – Clownfish Habitat (Review 9 Words)	41-48
Activity 6 – Eel Gallery (Review 12 Words)	49-58
Activity 7 – Wish Upon a Starfish (Review 9 Words)	59-64
Activity 8 – A House for Hermit Crab (Review 12 Words)	65-76
Activity 9 – All Puffed Up (Review 8 Words)	77-82
Activity 10 – Watch for Whales! (Review 10 Words)	83-90
Activity 11 – Awesome Octopus (Review 8 Words)	91-96
Activity 12 – Sea Slug Match-up (Review 24 Words)	97-106
Activity 13 – Four in the Sea (Review a Handful of Words)	107-114
Activity 14 – A Puzzling Swordfish (Review 12 Words)	115-120
Activity 15 – Boxfish Tic-Tac-Toe (Review 12 Words)	121-128
Activity 16 – Something Fishy (Review 10 Words)	129-134
Answer Key	135





About This Book

Hello!

Welcome to *Something Fishy*! You're about to embark on an exciting underwater adventure filled with clever clownfish, majestic whales, stunning starfish, and more! Within these pages, you'll find sixteen full-color activities designed to help your student review reading and spelling concepts in fun and engaging ways. Along with each activity, you'll also find fun facts, trivia tidbits, and additional games to help spark your student's interest in the creatures of the sea.

A few things to remember as you get started:

- The activities can be used with either *All About Reading* or *All About Spelling*. Simply choose a selection of review words and then follow the instructions included with each activity.
- When teaching reading and spelling, don't expect mastery all at once! Mastery takes time and practice, and that's where these fun activities come in handy! When your student is stuck on a concept, just pull out "Giddy-Up Seahorses," "All Puffed Up," or any activity that catches your student's eye, and have some educational fun while reviewing important concepts.
- Remember that short, frequent repetition is beneficial and incorporating review through play is a wonderful way to make concepts stick!
- Most of all, enjoy! This is a special time in your student's educational journey!





A Look Inside *Something Fishy*

What will you find in *Something Fishy*? Lots of fish (!) as well as a wild and colorful assortment of other marvelous creatures that live underwater. Here's a sneak peek at what you'll find in the coming pages ...

- **Sixteen activities** for reading or spelling review
- **Extra consumable pages** so students can play each activity more than once
- **Instructions page** so you'll know just what to do for each activity
- **Did You Know? pages** filled with fun facts and trivia tidbits
- **Spot the Differences, Can You Guess?,** and other games that relate to an activity's theme and provide additional fun. (These games aren't intended for reading and spelling review—they're designed to add delight to each review session.)
- **An Answer Key** for convenience!





Tips for Using the Activities

- You'll see the abbreviations *AAR* and *AAS* throughout the book. *AAR* stands for *All About Reading* and *AAS* stands for *All About Spelling*.
- Each activity can be used for reading or spelling.
- The activities can be used in any order you wish—you don't have to use them in sequential order.
- Each activity includes two sheets of consumable pieces so you can play once today and still have one for another day.
- If you have a laminating machine, this is the perfect use for it! Some people like to laminate the cards so students can write on them with dry-erase markers. Laminating makes it easy to use the activities over and over again.
- Each activity includes fun facts. These facts and tidbits are excellent for increasing vocabulary and background knowledge, so be sure to read them aloud to your student. (Additionally, knowledge of these background facts will make the activities even more interesting for your student!)
- Some students may wish to research the various sea animals even further, which turns this into an excellent lesson extension. Feel free to use the activities as a springboard to dive deeper into these topics—you never know what area of interest your student might discover!



Instructions

Preparation

- 1 Remove pages 35-38 from the activity book. (Pages 39-40 are extra consumable pages for playing the activity again.)
- 2 Place the manatee scene on the table.
- 3 Cut out the manatee cards and distribute them around the large manatee with the illustrations facing up.

ALL ABOUT *Reading*

- 1 Choose nine words from previous AAR lessons that you think would most benefit your student to practice.
- 2 Write the words on the manatee cards and have your student read each word out loud.
- 3 As your student finishes each card, flip it over to learn an interesting fact about manatees.

ALL ABOUT *Spelling*

- 1 Choose nine words from previous AAS lessons that you think would most benefit your student to practice.
- 2 Dictate the words one by one and have your student write each word on a manatee card.
- 3 As your student finishes each card, flip it over to learn an interesting fact about manatees.






Can You Guess?


Manatees have very big appetites!
Which of these foods do you think manatees like to eat?



A) Seaweed



B) Clams



C) Fruits



D) Lettuce

Answer: All of these! Seaweed and clams are found in their natural habitat. But when manatees are offered fruits and lettuce, they chow down!



 <p>_____</p>	 <p>_____</p>	 <p>_____</p>
 <p>_____</p>	 <p>_____</p>	 <p>_____</p>
 <p>_____</p>	 <p>_____</p>	 <p>_____</p>

A manatee breathing

Manatees have to swim to the water's surface so they can get breaths of air.

A baby manatee

Baby manatees stay with their mothers until they are about two years old.

Algae on a manatee

Sometimes algae grows on manatees. It doesn't hurt them, and it might protect them from the sun!

A manatee's fins

Can't swim without these fins!

A manatee's face

Aren't they adorable?

A manatee eating

Manatees love to eat seaweed!

A sleeping manatee

Manatees sleep on their backs for up to twenty minutes before they need to go to the surface for air.

Manatee whiskers

Just like a kitten!

A manatee's tail

Splish-splash!



Instructions

Preparation

- 1 Remove pages 123-126 from the activity book. (Pages 127-128 are extra consumable pages for playing the activity again.)
- 2 Cut out the boxfish cards and place them in a pile with the lines facing up.
- 3 Place the ocean scene on the table..

ALL ABOUT *Reading*

- 1 Choose twelve words from previous AAR lessons that you think would most benefit your student to practice.
- 2 Write the words on the boxfish cards and have your student read each word out loud. As your student finishes each card, flip it over to reveal a boxfish.
- 3 When all the cards are finished, you and your student can play tic-tac-toe on the ocean scene.

ALL ABOUT *Spelling*

- 1 Choose twelve words from previous AAS lessons that you think would most benefit your student to practice.
- 2 Dictate the words one by one and have your student write each word on the back of a boxfish card. As your student finishes each card, flip it over to reveal a boxfish.
- 3 When all the cards are finished, you and your student can play tic-tac-toe on the ocean scene.

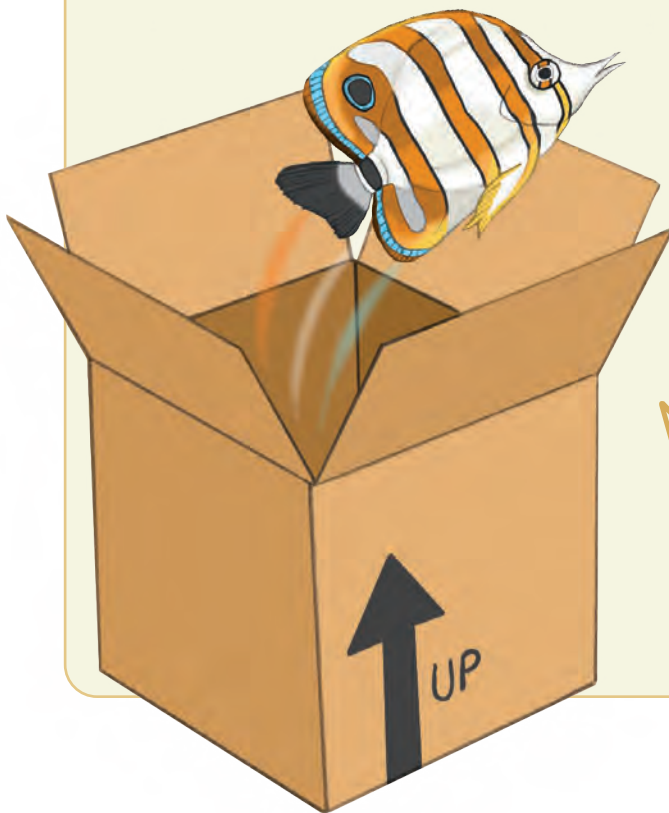
Longhorn
Cowfish






Did You Know?


Boxfish are named for their unique body type. Their square-ish bodies are covered with an “armor” of rigid, bony scales. This helps protect them from predators!




Look! I'm a boxfish!

Nice try, pal!







Activity 15 – Boxfish Tic-Tac-Toe



We take the struggle out of language arts

Exciting Products from All About Learning Press!

Did you know that All About Learning Press has even more fun in store? Check out some of our other engaging, hands-on activity books for your student to enjoy!



Uppercase Letter Crafts

Cut and paste your way through the alphabet with this adorable preschool activity book.

Snug as a Bug

 Coming in 2023!

Review reading and spelling words with 16 full-color, bug-themed activities.

Birds of a Feather

 Coming in 2023!

Review reading and spelling words with 16 full-color, bird-themed activities.

All About Homophones

Your complete tool kit that helps you demystify homophones and homonyms.

And More!

To learn more about our products, please visit
www.AllAboutLearningPress.com
or call us at 715-477-1976.