



# Over Easy

a sample from *All About® Reading Level 1*




# Over Easy

a sample from *All About® Reading Level 1*

Do you like your eggs over easy? You will once you try *these* eggs! This hands-on activity is a fun way for your child to practice reading words with TH. All you need are these activity sheets, a spatula, and a little imagination.

## **Instructions**

1. Print pages 3-4, 5-6, and 7-8 back to back. If you prefer, you can glue or tape the pages together.
2. Cut out the eggs and place several of them in a pan, “sunny side up.”
3. Have your student flip each egg with a spatula, reading each word as he goes.
4. If your student reads the word correctly, he can keep the fried egg. If he reads the word incorrectly, put the egg back in the pan and try again.
5. Continue until all of the eggs have been “fried.”
6. Customize page 8 with the words of your choice and repeat the activity.



path


thin

them

bath

Beth

that



then

than

this


with

thud

math

moth





\_\_\_\_\_

\_\_\_\_\_

\_\_\_\_\_

\_\_\_\_\_

\_\_\_\_\_

\_\_\_\_\_





## Did you enjoy this activity? Then you'll love **All About® Reading!**

*All About Reading* is a fun and engaging program that starts with essential pre-reading skills and continues on to teach all five key components of reading. It contains everything your student needs to become a fluent reader for life!

- Multisensory Orton-Gillingham approach
- Lightly scripted “open and go” lesson plans
- Mastery-based with no gaps
- Suitable for all ages and learning styles
- 100% guarantee and lifetime support



To learn more about **All About® Reading**, please visit  
[www.AllAboutReading.com](http://www.AllAboutReading.com)  
or call us at 715-477-1976.