

Puppy Pack

a reading and spelling activity bundle



Table of Contents

Here's what you'll find in the *Puppy Pack*!


1. Paw Print ABCs	3-8
2. Rhyming Puppies	9-14
3. Puppy Word Search.....	15-22
4. Feed the Puppy Alphabet Game	23-30
5. Dog Walk Game	31-38
6. Puppy Picture Books	39



Paw Print ABCs

Help your child gain pre-reading and beginning reading and spelling skills. Your child can practice letter knowledge, handwriting skills, and letter sounds with some help from these colorful paw prints!

Cut out the paw print cards on pages 4-8 and work with your child on the activities listed below.





Activity Suggestions


- Arrange the paw prints in alphabetical order from A to Z.
- Spell your child's name with paw prints. If you need additional letters, write them on the blank paw prints.
- Spell the names of family members and friends.
- Play "change the word" using paw prints. Begin with the word *cat* and then change the first letter to b for *bat*, h for *hat*, p for *pat*, s for *sat*, and so on.
- Practice letter formation in a tray of sand, salt, or rice. Place the paw print card next to the tray and encourage your child to trace the letter in the sand.
- Sort the uppercase and lowercase letter cards into separate piles. Encourage your student to match each uppercase letter with the corresponding lowercase letter.
- Separate the consonants and vowels by sorting the paw prints into two piles.
- Listen to the sounds of each letter with the *Letter Sounds A to Z* app or *Phonogram Sounds* app (allaboutlearningpress.com/apps).











Rhyming Puppies

These pairs of rhyming words are all mixed up! Can your child help the puppies match up the rhyming pairs?

Instructions for *All About*® Reading Practice

1. Locate the sheet that matches your child's level. We've included words from Levels 1-4 of *All About Reading* so that everyone can play.
2. Cut apart the puppy cards, mix them up, and place them on the table with the illustrations facing up. Have your child read the words aloud and match the rhyming pairs.
3. Continue until all the rhyming pairs have been matched.



Instructions for *All About*® Spelling Practice

1. Cut out the blank puppy cards on page 14.
2. Dictate words from your current spelling lesson and have your child write them on the cards. Use rhyming words where possible.
3. You might also use this exercise to review words from previous lessons.



dog

AAR Level 1



lick

AAR Level 1



stick

AAR Level 1



frog

AAR Level 1



wag

AAR Level 1



tag

AAR Level 1



sit

AAR Level 1



sniff

AAR Level 1



cliff

AAR Level 1



kit

AAR Level 1



dish

AAR Level 1



fish

AAR Level 1



bone

AAR Level 2



crate

AAR Level 2



late

AAR Level 2



cone

AAR Level 2



heel

AAR Level 2



steel

AAR Level 2



growl

AAR Level 2



bark

AAR Level 2



park

AAR Level 2



howl

AAR Level 2



paw

AAR Level 2



saw

AAR Level 2



fur

AAR Level 3



puppy

AAR Level 3



guppy

AAR Level 3



blur

AAR Level 3



kibble

AAR Level 3



nibble

AAR Level 3



chew

AAR Level 3



fetch

AAR Level 3



stretch

AAR Level 3



stew

AAR Level 3



tail

AAR Level 3



pail

AAR Level 3




collar

AAR Level 4



whistle

AAR Level 4



thistle

AAR Level 4



dollar

AAR Level 4



crumbs

AAR Level 4



thumbs

AAR Level 4



tough

AAR Level 4



terrier

AAR Level 4



carrier

AAR Level 4



enough

AAR Level 4



spaniel

AAR Level 4



Daniel

AAR Level 4

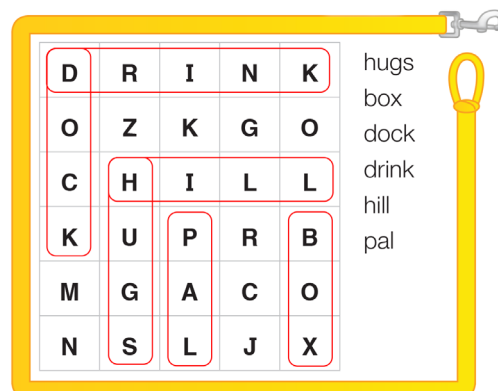


Puppy Word Search

Word search puzzles are a great way to practice reading and spelling skills—and for children to have fun with words!

In this activity, your child will search for words from specific levels of *All About® Reading* and *All About® Spelling*.

If you don't currently use these programs, skim the word lists to see which level would be most appropriate for your student.



Instructions for All About® Reading Practice



1. Locate the sheet that matches your child's current level in *All About Reading*. Have your child read each word in the list and then locate it in the puzzle.
2. If your child has completed *All About Reading* Level 4, have him try the word searches for Levels 5-7.
3. Encourage your child to complete the puzzles from the previous levels as well. For example, if your child is currently in *All About Reading* Level 3, he could also complete the puzzles for Levels 1 and 2.

Instructions for All About® Spelling Practice

1. Locate the sheet that matches your child's current level in *All About Spelling*. Dictate each word to your child and have him spell it (orally or on paper). Then have him find each word in the puzzle.
2. Encourage your child to complete the puzzles from the previous levels as well. For example, if your child is currently in *All About Spelling* Level 4, he could also complete the puzzles for Levels 1, 2, and 3.

Q	H	J	M	B
S	L	E	D	E
D	I	G	D	D
O	G	A	I	R
G	R	A	S	S
R	C	L	H	P

sled
dish
grass
dog
bed
dig



J	X	W	A	G
T	U	G	K	B
P	Y	M	G	O
U	R	C	T	N
P	B	Z	T	D
S	N	I	F	F


pups
bond
go
sniff
wag
tug



D	R	I	N	K
O	Z	K	G	O
C	H	I	L	L
K	U	P	R	B
M	G	A	C	O
N	S	L	J	X

hugs
box
dock
drink
hill
pal





K	N	O	S	E
E	W	B	C	Q
N	H	R	A	P
N	I	O	M	R
E	N	W	P	T
L	E	N	E	S
Z	H	E	R	O

kennel
nose
scamper
whine
brown
hero

T	E	E	T	H
R	B	E	G	U
Y	A	N	L	G
G	L	O	V	E
T	L	Z	R	C
C	H	A	S	E

teeth
chase
huge
glove
ball
try



L	M	P	N	O	J
H	O	S	E	B	S
G	R	H	J	A	W
N	N	A	G	H	I
J	I	R	C	R	F
P	N	P	R	T	T
S	G	T	O	Y	Y

toy
jaw
sharp
morning
swift
hose

D	P	L	A	Y	W	Q	H	P	J	M
O	B	L	E	J	A	G	A	U	T	I
G	A	R	B	A	G	E	J	P	I	K
H	Q	J	T	K	G	Z	L	P	T	S
O	B	A	R	K	E	D	G	I	L	X
U	Z	E	E	O	D	P	J	E	E	B
S	B	A	A	I	K	L	R	S	U	R
E	C	D	T	H	A	N	D	F	U	L
O	F	U	R	R	Y	D	R	K	J	S

play

handful

garbage

furry

title

puppies

barked

treat

doghouse

wagged

G	B	U	B	B	L	E	S	J	Z
W	E	A	J	K	I	N	K	C	Y
H	U	C	L	C	G	M	T	P	E
I	N	Q	C	T	H	E	S	E	L
S	C	F	O	O	T	B	R	Q	L
P	L	H	A	C	C	J	Q	D	O
E	E	B	T	A	I	L	Z	K	W
R	C	I	R	C	L	E	F	J	F

tail

uncle

whisper

yellow

bubbles

foot

light

these

circle

coat



Y	E	S	T	E	R	D	A	Y	B	C
H	O	H	C	Y	E	W	K	L	W	D
L	V	R	W	E	M	O	N	D	A	Y
R	E	A	A	K	E	R	G	J	L	R
Q	R	P	T	R	M	K	U	P	K	K
P	S	C	C	H	B	C	P	Q	A	N
N	E	J	H	L	E	B	R	P	F	O
M	E	K	L	S	R	T	C	H	E	W

walk
watch
yesterday
work
eye
chew
oversee
Monday
know
remember



neighbor
continue
early
again
vacation
reward
monkey
goes
plastic
understand

C	V	A	C	A	T	I	O	N	J	N
O	E	P	L	A	S	T	I	C	R	E
N	A	L	M	I	K	J	Q	A	E	I
T	R	G	O	E	S	G	R	G	W	G
I	L	P	N	J	K	U	K	A	A	H
N	Y	R	K	S	T	U	J	I	R	B
U	N	D	E	R	S	T	A	N	D	O
E	Q	P	Y	O	N	M	L	J	K	R



collar	S	U	I	T	C	A	S	E	L	C	D	T
example	A	H	C	O	J	K	L	X	I	L	J	H
garage	N	D	P	R	T	R	J	A	U	R	T	I
gnaw	D	C	G	N	A	W	Y	M	N	Q	R	E
heroes	W	E	L	A	A	D	Z	P	I	J	K	V
listen	I	K	R	D	C	O	L	L	A	R	S	E
sandwich	C	X	O	O	R	J	H	E	R	O	E	S
suitcase	H	P	L	E	D	Q	A	T	J	J	C	L
thieves	T	L	I	S	T	E	N	K	P	H	D	P
tornadoes	J	R	Z	B	C	G	A	R	A	G	E	I




P	A	C	B	D	V	E	G	F	J	I
R	R	E	C	E	I	V	E	K	E	N
I	L	T	J	P	S	N	R	J	N	S
N	Q	N	O	K	I	H	L	H	O	P
C	W	R	U	Q	T	P	Y	J	U	E
E	A	K	R	H	O	J	O	N	G	C
S	L	L	N	B	R	O	U	G	H	T
S	K	M	E	C	R	R	N	P	N	I
J	E	N	Y	D	K	T	G	G	R	O
C	D	I	S	C	U	S	S	I	O	N

visitor
 walked
 young
 receive
 brought
 princess
 journey
 inspection
 discussion
 enough



A	B	H	N	O	S	T	R	I	L
B	H	A	J	K	H	R	P	N	Q
L	E	N	B	C	Z	J	T	C	S
J	X	I	T	A	K	L	H	R	K
P	P	M	Y	C	T	O	W	E	L
K	E	A	Z	T	I	Y	M	D	N
L	R	L	J	U	W	A	J	I	R
M	I	K	R	S	K	L	K	B	P
N	M	T	R	I	A	N	G	L	E
V	E	G	E	T	A	B	L	E	Q
R	N	T	L	J	S	T	W	C	D
C	T	O	B	V	I	O	U	S	M

nostril
towel
animal
loyal
triangle
cactus
obvious
incredible
vegetable
experiment



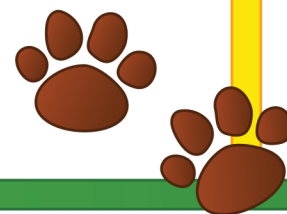
camera
echo
bargain
adventure
service
neither
comb
tongue
vehicle
practical

V	C	A	M	E	R	A	J	P	G	P
E	O	L	B	C	T	D	R	B	C	R
H	M	N	A	H	D	V	I	K	J	A
I	B	E	R	O	H	E	K	L	B	C
C	Q	I	G	T	O	N	G	U	E	T
L	H	T	A	H	C	T	B	J	K	I
E	J	H	I	N	J	U	N	M	L	C
C	K	E	N	J	G	R	N	Y	Z	A
S	E	R	V	I	C	E	G	N	K	L




C	O	U	R	A	G	E	O	U	S	G
O	J	K	L	C	H	N	R	K	L	P
M	R	P	S	P	E	C	I	A	L	D
P	S	S	A	T	H	L	E	T	E	I
A	C	J	H	C	R	O	J	K	R	S
N	E	K	G	V	I	S	I	O	N	T
I	N	L	A	N	G	U	A	G	E	A
O	T	G	H	J	K	R	D	U	P	N
N	L	M	N	P	Q	E	R	W	J	C
C	O	M	F	O	R	T	A	B	L	E

scent
vision
comfortable
enclosure
language
companion
courageous
special
athlete
distance



intelligence
organize
important
introduction
description
photography
unique
parachute
llama
honor

I	N	T	E	L	L	I	G	E	N	C	E	Z
N	Z	P	H	O	T	O	G	R	A	P	H	Y
T	R	A	H	U	N	I	Q	U	E	G	W	M
R	K	R	C	Z	T	U	J	K	L	M	N	P
O	J	A	K	J	Z	H	W	Q	L	R	K	R
D	N	C	I	M	P	O	R	T	A	N	T	T
U	R	H	H	U	I	N	D	M	M	R	C	J
C	M	U	J	R	K	O	N	L	A	J	P	K
T	L	T	W	L	L	R	H	Y	J	K	R	L
I	K	E	S	P	T	Q	W	Y	Z	C	D	M
O	J	D	E	S	C	R	I	P	T	I	O	N
N	O	R	G	A	N	I	Z	E	G	L	R	P



Feed the Puppy Alphabet Game

This puppy is hungry! It's the "Feed the Puppy" Alphabet Game to the rescue!

With our fun alphabet game, you can satisfy your child's appetite for learning, promote letter recognition, AND feed the puppy, too.



Prepare Materials

1. Print pages 24-30.
2. Cut out puppy face pieces and the alphabet bone cards.
3. Laminate the alphabet bone cards for added durability, if desired.

Create the Puppy


1. Cover an empty cereal box with colored paper. (Do not close/cover the top flaps of the box.)
2. Assemble the pieces of the puppy's face and affix them to the box with glue or tape.
3. Carefully cut a slit (as indicated) to create the puppy's mouth.

Activity Suggestions


1. Have your child choose a bone card, say the name of the letter, and then feed the bone to the puppy.
2. Choose a bone card and show your child the letter. Ask him to say the sound the letter makes. If he says the sound correctly, he may feed the card to the puppy.
3. Encourage your child to arrange all the bone cards in order from A to Z, and then feed them ALL to the puppy.
4. Ask your child to locate matching pairs of uppercase and lowercase letters. He may feed each correct pair to the puppy.
5. Use multiple cards to spell your child's name or other familiar words. Have your child read each word (or say each letter) before feeding the bones to the puppy.




Feed the Puppy
Eyes and Mouth

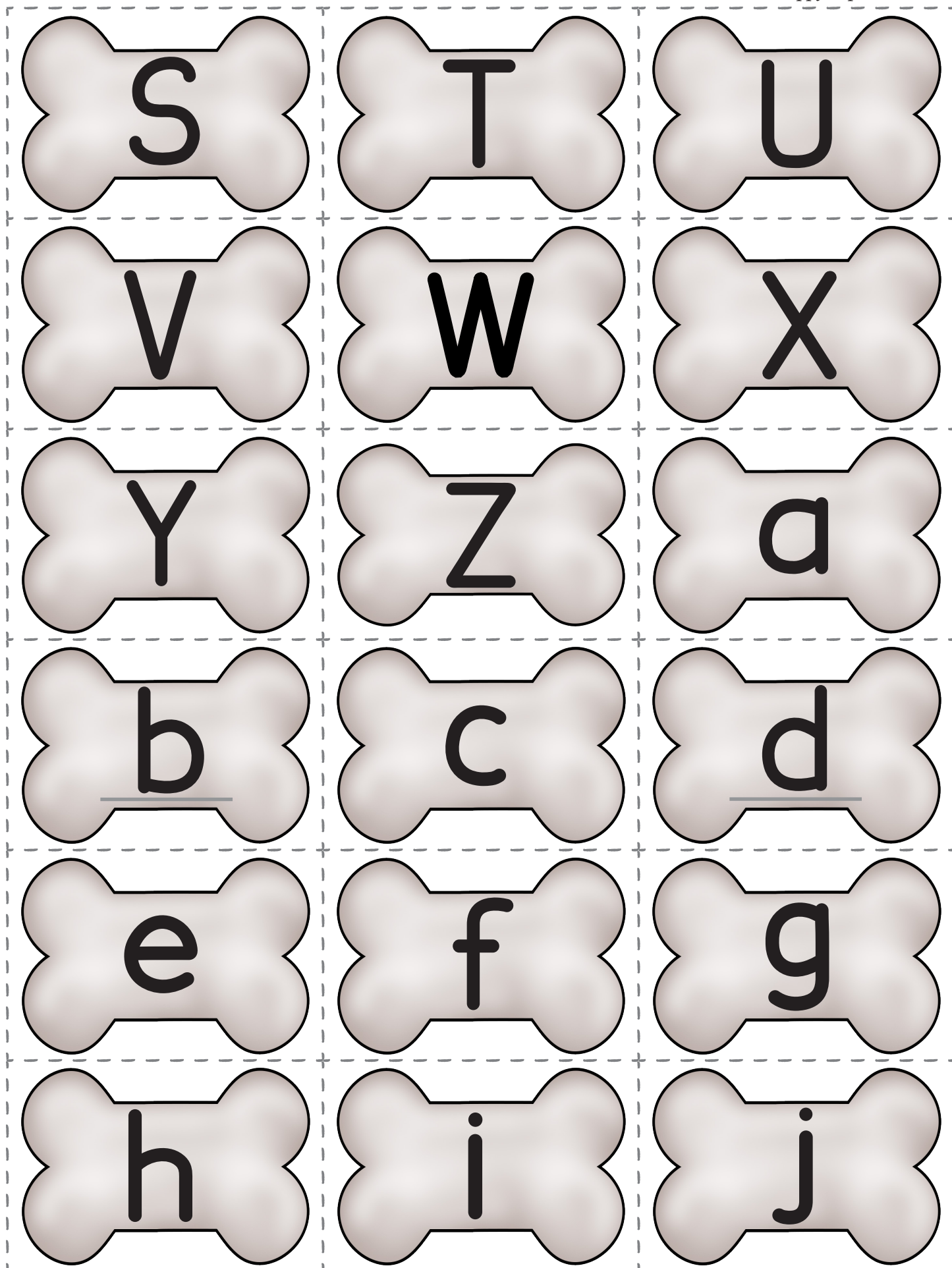



Feed the Puppy
Head and Collar

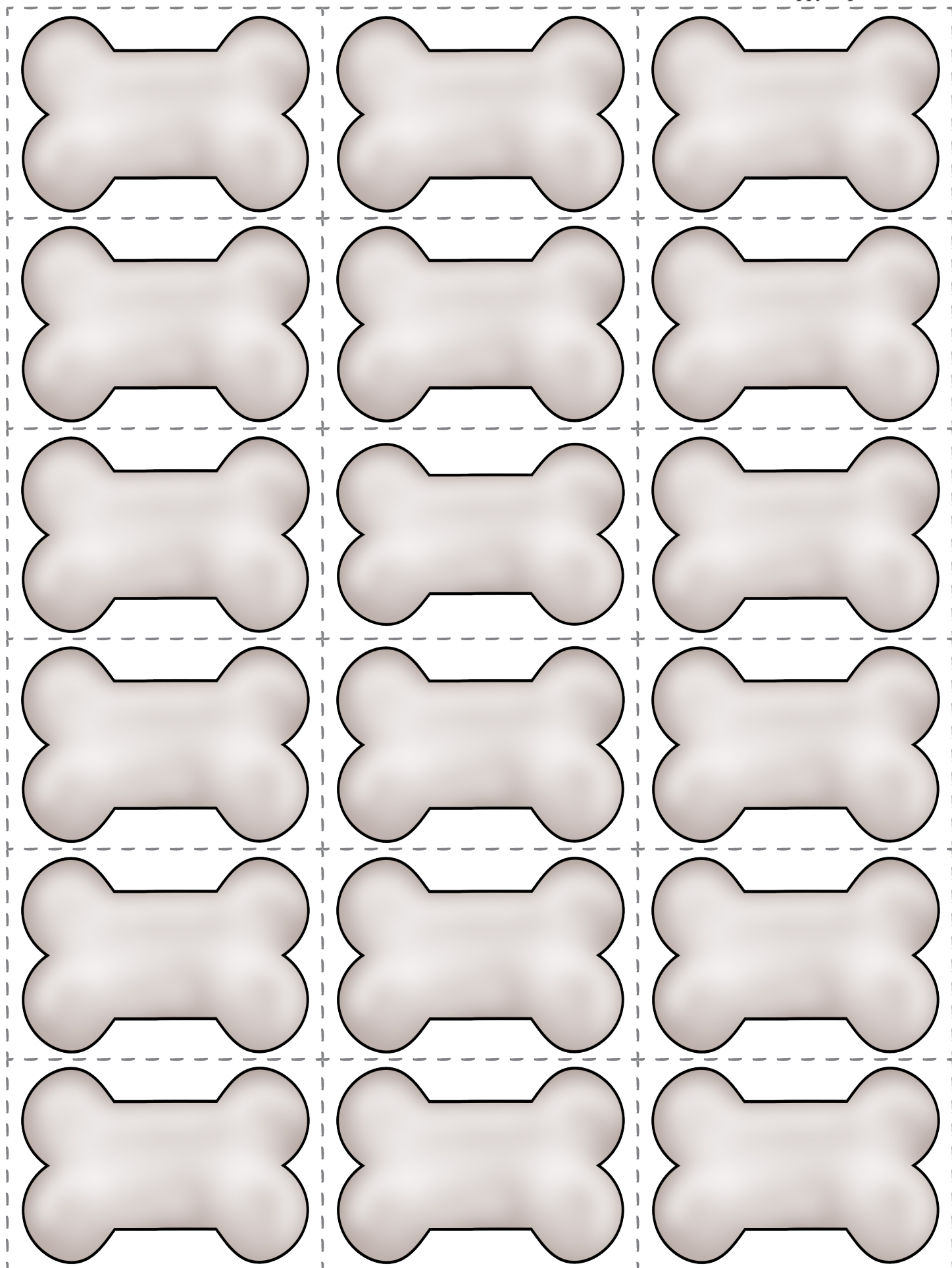


Feed the Puppy
Ears









Dog Walk Game

It's time to walk the dog—and our cute pups are ready to help your child practice phonograms! Our colorful game board provides a great opportunity to review phonogram sounds with your child, so grab some cards and let's get started.



Prepare Materials

1. Print the game board (either the full-color version or the black-and-white version). Print the coordinating markers and folder labels on page 32.
2. Trim off the white border on both sheets and cut out the markers and folder label.
3. Paste the game board sheets into an open file folder so that the game path runs continuously through the center of the folder when it lies flat. Paste the folder label on the tab of the file folder.

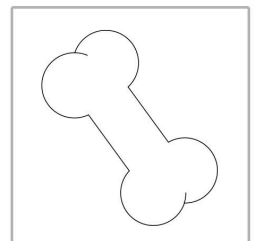
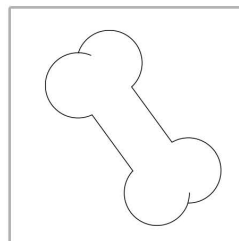
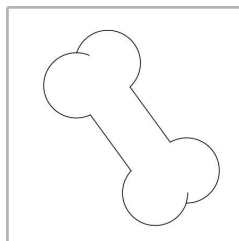
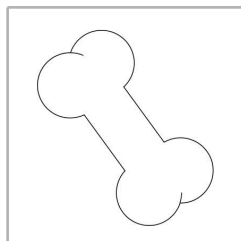
How to Play


1. Select approximately 15 Phonogram Cards from each child's *All About Reading* or *All About Spelling* Review Box. Each player will have his own draw pile.
2. Have each player place a marker on the Start position of the game board.
3. In turn, have each player roll a die and move his marker the appropriate number of spaces. Select a card from the player's draw pile and ask him to say the sound(s) made by that phonogram.
4. If the player says the phonogram sound(s) correctly, the card is set aside and his turn is over. If the child needs help recalling the appropriate sound(s), return the card to the draw pile and refer to the Phonogram Sounds App for correct demonstrations of the sound(s) as needed.
5. The game continues until all the players have gone around the board at least once or until all the cards in each draw pile have been completed.


Dog Walk Game


Alternate Play


- **For Reading:** Follow the playing instructions with Word Cards from your child's AAR Review Box or choose your own words to write on the blank cards (page 36 for color or page 38 for black and white).
- **For Spelling:** Follow the playing instructions above with dictated words from your child's AAS Review Box or outside spelling list.

















Puppy Picture Books

If your little ones love puppies, then these picture books are the pick of the litter! In fact, this might be our cutest collection of picture books yet! But don't take our word for it—take our list to the library and try a few of these classic canine treasures for yourself.

Library Checklist

- ☐ *The Reader* by Amy Hest
- ☐ *There Might Be Lobsters* by Carolyn Crimi
- ☐ *Black Dog* by Levi Pinfold
- ☐ *A Penguin Pup for Pinkerton* by Steven Kellogg
- ☐ *How Rocket Learned to Read* by Tad Hills
- ☐ *Apple Pie ABC* by Alison Murray
- ☐ *A Boy, a Dog, and a Frog* by Mercer Mayer
- ☐ *The Adventures of Polo* by Régis Faller
- ☐ *A Ball for Daisy* by Chris Raschka
- ☐ *Hot Dog, Cold Dog* by Frann Preston-Gannon
- ☐ *Good Dog, Carl* by Alexandra Day
- ☐ *Pretzel* by Margret Rey
- ☐ *Harry the Dirty Dog* by Gene Zion
- ☐ *Madeline Finn and the Library Dog* by Lisa Papp
- ☐ *Spot & Dot* by Henry Cole
- ☐ *Skippyjon Jones* by Judy Schachner
- ☐ *Sheep Dog and Sheep Sheep* by Eric Barclay
- ☐ *Doggies* by Sandra Boynton
- ☐ *Hello Goodbye Dog* by Maria Gianferrari
- ☐ *The Other Dog* by Madeleine L'Engle





**Did you enjoy these activities?
Then you'll love *All About® Reading*
and *All About® Spelling*!**

All About Reading is a fun and engaging program that starts with essential pre-reading skills and continues on to teach all five key components of reading.

All About Spelling teaches the phonics, spelling rules, and multisensory strategies your student needs to become a proficient speller for life.

- Multisensory Orton-Gillingham approach
- Lightly scripted “open and go” lesson plans
- Mastery-based with no gaps
- Suitable for all ages and learning styles
- 100% guarantee and lifetime support



**To learn more about our programs, please visit
www.AllAboutLearningPress.com
or call us at 715-477-1976.**