



Dictation Sheets

for Level 3



 ALL ABOUT *Spelling*
Level 3

All rights reserved. No portion of this publication may be reproduced by any means, including duplicating, photocopying (except as noted below), electronic, recording, the World Wide Web, email, or otherwise, without prior written permission from the publisher.

Permission is not granted for co-op, classroom, school-wide, or system-wide reproduction of materials. Permission is granted to the individual purchaser to photocopy the student materials in this book for non-commercial individual (household) use only.

Copyright © 2024 by All About® Learning Press, Inc.

Printed in the United States of America

Color Edition

v. 1.0.0

All About® Learning Press, Inc.

615 Commerce Loop

Eagle River, WI 54521

ISBN 978-1-959954-12-5

Cover Design: Shanna Behrens, Dave LaTulippe

Page Layout: Shanna Behrens, Emily F. Johnson

Illustrator: Donna Goeddaeus

Colorization: Shanna Behrens, Emily F. Johnson

Contributors: Samantha Johnson, Marie Rippel

Dictation Sheets for Level 3 is part of the *All About® Spelling* program.

For more books in this series, go to www.AllAboutSpelling.com.

Contents

Lesson 1: Write Phonograms and Sentences	4-5
Lesson 2: Write Phonograms, Words, and Sentences	6-8
Lesson 3: Write Sentences	9-10
Lesson 4: Write Words and Sentences	11-12
Lesson 5: Write Words and Sentences	13-15
Lesson 6: Write Sentences	16-17
Lesson 7: Write Words and Sentences	18-20
Lesson 8: Write Words and Sentences	21-23
Lesson 9: Write Phonograms, Words, and Sentences	24-26
Lesson 10: Write Words and Sentences	27-29
Lesson 11: Write Words and Sentences	30-32
Lesson 12: Write Phonograms, Words, and Sentences	33-35
Lesson 13: Write Sentences	36-37
Lesson 14: Write Sentences	38-39
Lesson 15: Write Words and Sentences	40-42
Lesson 16: Write Words and Sentences	43-45
Lesson 17: Write Words and Sentences	46-48
Lesson 18: Write Phonograms, Words, and Sentences	49-51
Lesson 19: Write Phonograms, Words, and Sentences	52-54
Lesson 20: Write Sentences	55-56
Lesson 21: Write Phonograms, Words and Sentences	57-59
Lesson 22: Write Words and Sentences	60-62
Lesson 23: Write Phonograms, Words, and Sentences	63-65
Lesson 24: Write Sentences	66-67
Lesson 25: Write Words and Sentences	68-70
Lesson 26: Write Phonograms, Words, and Sentences	71-73
Lesson 27: Write Sentences	74-75
Lesson 28: Write Words and Sentences	76-78
Lesson 29: Write Words and Sentences	79-81
Extra Dictation Sheet for Words	83
Extra Dictation Sheet for Sentences	84

Write Phonograms

Lesson 2 Review

Review Phonograms

Five pink circles are arranged in two rows. The top row contains two circles, and the bottom row contains three circles. Each circle has a horizontal line drawn across its center, serving as a placeholder for a phonogram.

Write Phonograms

Write Words

More Words

More Words (continued)

_____	_____	_____
_____	_____	_____
_____	_____	_____
_____	_____	_____
_____	_____	_____
_____	_____	_____

Sentences

Lesson 3 Review

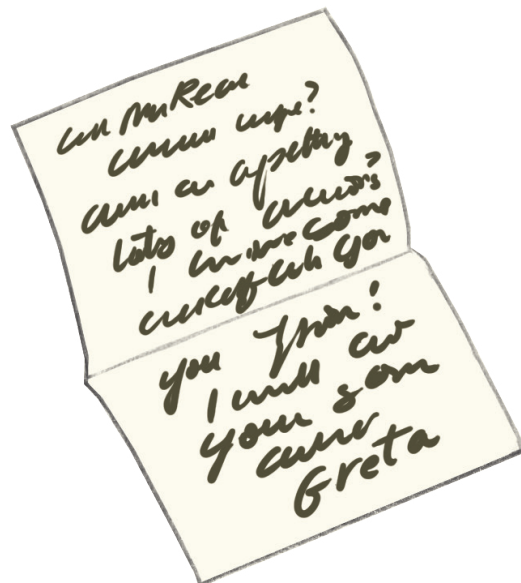
Review Phonograms

Five pink circles arranged in two rows. The top row has two circles, and the bottom row has three circles. Each circle contains a horizontal line for writing a phonogram.

Review Words

Five white rectangular boxes arranged in two rows. The top row has three boxes, and the bottom row has two boxes. Each box contains a horizontal line for writing a word.

Sentences



Lesson 4 Review

Review Phonograms

Five pink circles arranged in two rows. The top row has two circles, and the bottom row has three circles. Each circle contains a horizontal line for writing a phonogram.

Review Words

Five white rectangular boxes arranged in two rows. The top row has three boxes, and the bottom row has two boxes. Each box contains a horizontal line for writing a word.

Write Words

<hr/> <hr/>	<hr/> <hr/>	<hr/> <hr/>
<hr/> <hr/>	<hr/> <hr/>	<hr/> <hr/>
<hr/> <hr/>	<hr/> <hr/>	<hr/> <hr/>

More Words

<hr/> <hr/>	<hr/> <hr/>	<hr/> <hr/>
<hr/> <hr/>	<hr/> <hr/>	<hr/> <hr/>

Sentences

Lesson 5 Review

Review Phonograms


Five pink circles are arranged in two rows. The top row contains two circles, and the bottom row contains three circles. Each circle has a horizontal line drawn across its center, intended for students to write a phonogram.

Review Words

Five white rectangular boxes are arranged in two rows. The top row contains three boxes, and the bottom row contains two boxes. Each box has a horizontal line drawn near the bottom, intended for students to write a word.

Write Words

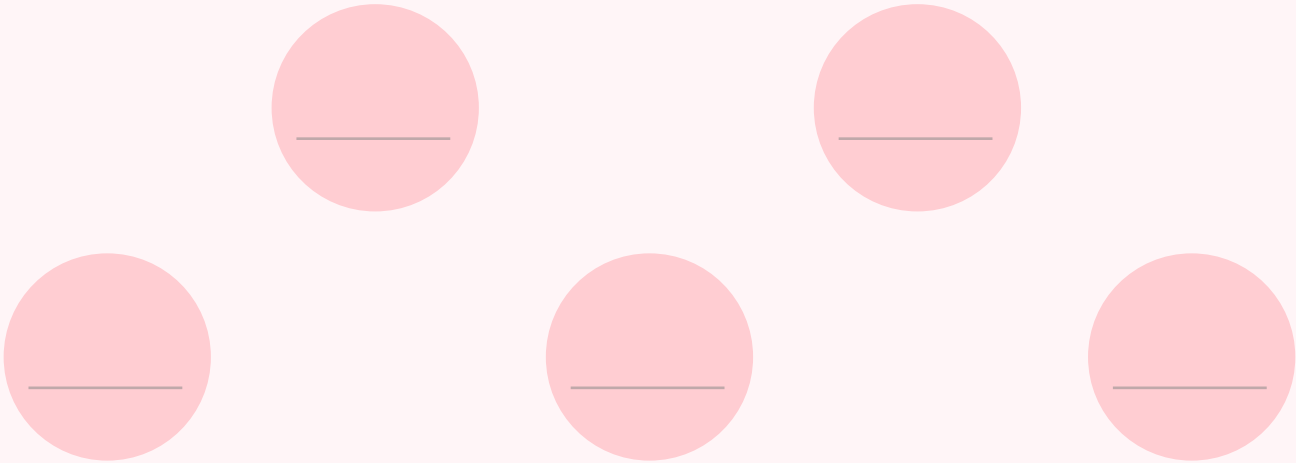
More Words



Sentences


Lesson 6 Review

Review Phonograms



Five pink circles arranged in two rows. The top row has two circles, and the bottom row has three circles. Each circle contains a horizontal line for writing a phonogram.

Review Words



Five white rectangular boxes arranged in two rows. The top row has three boxes, and the bottom row has two boxes. Each box contains a horizontal line for writing a word.

Sentences

Lesson 7 Review

Review Phonograms

Five pink circles arranged in two rows. The top row has two circles, and the bottom row has three circles. Each circle contains a horizontal line for writing a phonogram.

Review Words


Five white rectangular boxes arranged in two rows. The top row has three boxes, and the bottom row has two boxes. Each box contains a horizontal line for writing a word.

Write Words


_____	_____	_____
_____	_____	_____
_____	_____	_____
_____	_____	_____

More Words

_____	_____	_____
_____	_____	_____
_____	_____	_____
_____	_____	_____
_____	_____	_____
_____	_____	_____
_____	_____	_____
_____	_____	_____
_____	_____	_____
_____	_____	_____
_____	_____	_____
_____	_____	_____

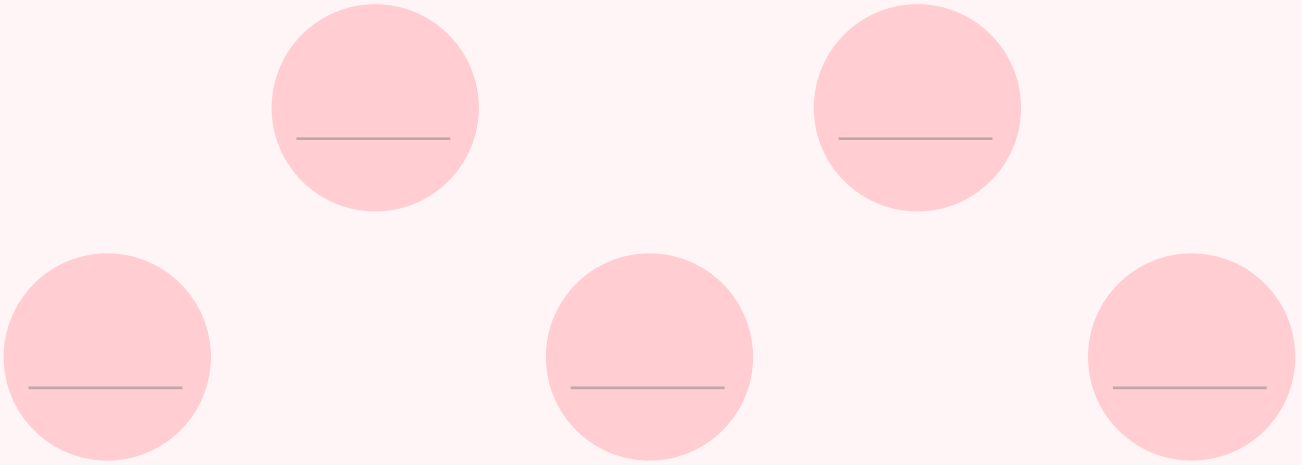


Sentences



Lesson 8 Review

Review Phonograms



Five pink circles arranged in two rows. The top row has two circles, and the bottom row has three circles. Each circle contains a horizontal line, serving as a space for writing a phonogram.

Review Words



Five white rectangular boxes arranged in two rows. The top row has three boxes, and the bottom row has two boxes. Each box contains a horizontal line, serving as a space for writing a word.

Write Words

More Words



Sentences

Lesson 9 Review

Review Phonograms

Five pink circles are arranged in two rows. The top row has two circles, and the bottom row has three circles. Each circle contains a horizontal line across its center, intended for writing a phonogram.

Review Words

Five white rectangular boxes are arranged in two rows. The top row has three boxes, and the bottom row has two boxes. Each box contains a horizontal line across its center, intended for writing a word.

Write Phonograms

<hr/>	<hr/>	<hr/>
<hr/>	<hr/>	

Write Words

<hr/>	<hr/>	<hr/>
<hr/>	<hr/>	<hr/>
<hr/>	<hr/>	<hr/>
<hr/>		

More Words

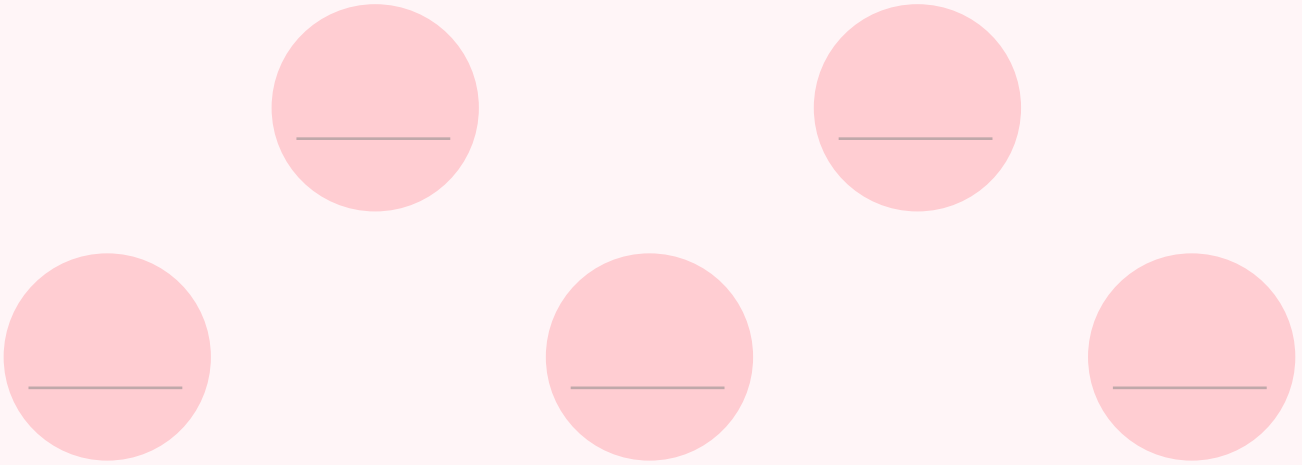
<hr/>	<hr/>	<hr/>
<hr/>	<hr/>	<hr/>
<hr/>	<hr/>	<hr/>
<hr/>	<hr/>	<hr/>
<hr/>	<hr/>	<hr/>
<hr/>	<hr/>	<hr/>
<hr/>		

Sentences




Lesson 10 Review

Review Phonograms



Five pink circles arranged in two rows. The top row has two circles, and the bottom row has three circles. Each circle contains a horizontal line for writing a phonogram.

Review Words



Five white rectangular boxes arranged in two rows. The top row has three boxes, and the bottom row has two boxes. Each box contains a horizontal line for writing a word.

Write Words

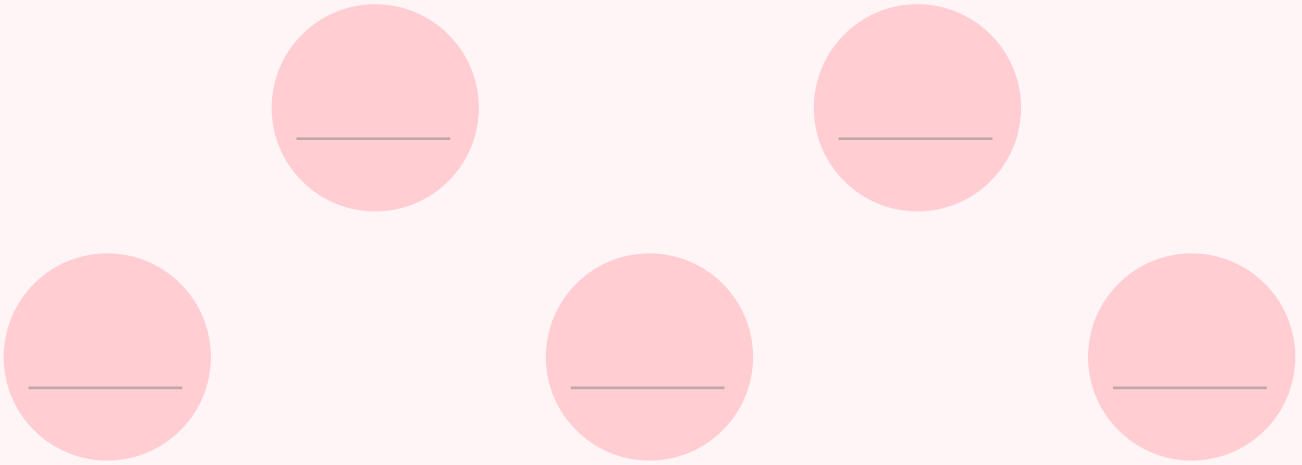
More Words

Sentences




Lesson 11 Review

Review Phonograms



Five pink circles arranged in two rows. The top row has two circles, and the bottom row has three circles. Each circle contains a horizontal line for writing a phonogram.

Review Words



Five white rectangular boxes arranged in two rows. The top row has three boxes, and the bottom row has two boxes. Each box contains a horizontal line for writing a word.

Write Words

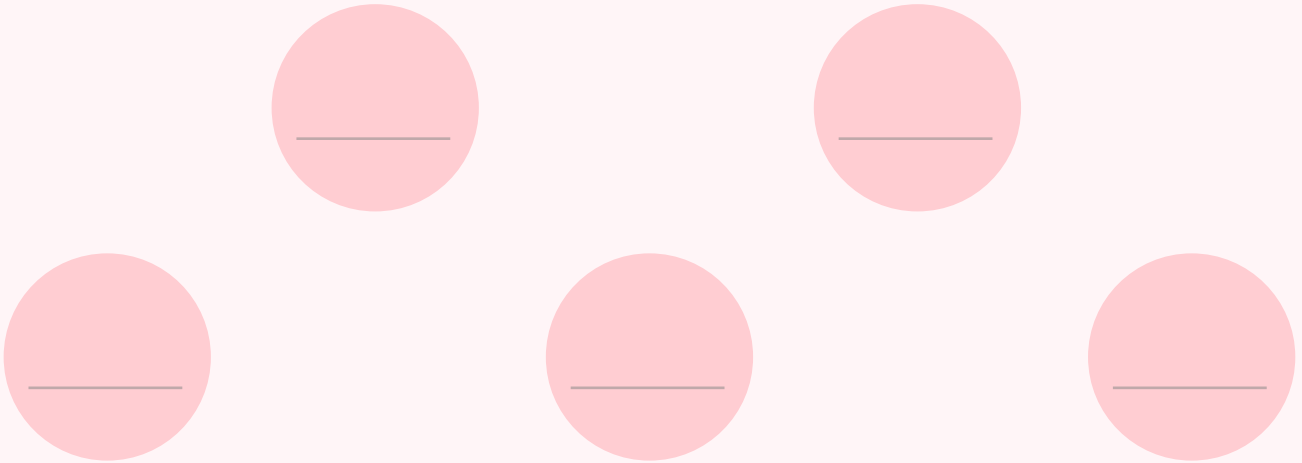
More Words



Sentences


Lesson 12 Review

Review Phonograms



Five pink circles arranged in two rows. The top row has two circles, and the bottom row has three circles. Each circle contains a horizontal line for writing a phonogram.

Review Words



Five white rectangular boxes arranged in two rows. The top row has three boxes, and the bottom row has two boxes. Each box contains a horizontal line for writing a word.

Write Phonograms

<hr/> <hr/>	<hr/> <hr/>	<hr/> <hr/>
-------------	-------------	-------------

Write Words

<hr/> <hr/>	<hr/> <hr/>	<hr/> <hr/>
<hr/> <hr/>	<hr/> <hr/>	<hr/> <hr/>
<hr/> <hr/>	<hr/> <hr/>	<hr/> <hr/>

More Words

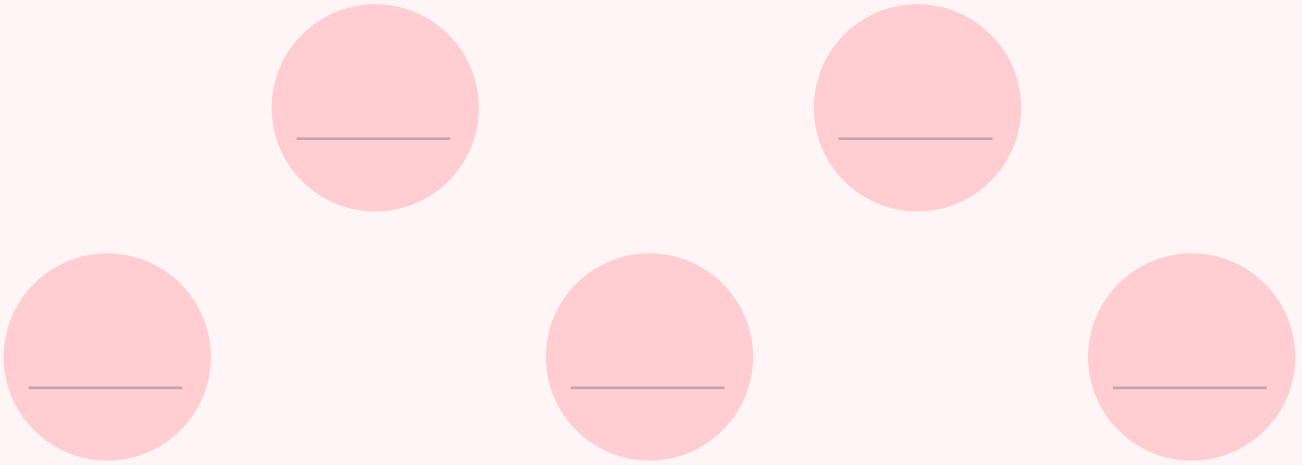
<hr/> <hr/>	<hr/> <hr/>	<hr/> <hr/>
<hr/> <hr/>	<hr/> <hr/>	<hr/> <hr/>
<hr/> <hr/>	<hr/> <hr/>	<hr/> <hr/>
<hr/> <hr/>	<hr/> <hr/>	<hr/> <hr/>
<hr/> <hr/>	<hr/> <hr/>	<hr/> <hr/>
<hr/> <hr/>	<hr/> <hr/>	<hr/> <hr/>
<hr/> <hr/>	<hr/> <hr/>	<hr/> <hr/>
<hr/> <hr/>	<hr/> <hr/>	<hr/> <hr/>
<hr/> <hr/>	<hr/> <hr/>	<hr/> <hr/>
<hr/> <hr/>	<hr/> <hr/>	<hr/> <hr/>
<hr/> <hr/>	<hr/> <hr/>	<hr/> <hr/>

More Words (continued)

Sentences


Lesson 13 Review

Review Phonograms



Five pink circles arranged in two rows. The top row has two circles, and the bottom row has three circles. Each circle contains a horizontal line for writing a phonogram.

Review Words




Five white rectangular boxes arranged in two rows. The top row has three boxes, and the bottom row has two boxes. Each box contains a horizontal line for writing a word.



Sentences


Lesson 14 Review

Review Phonograms



Five pink circles arranged in two rows. The top row has two circles, and the bottom row has three circles. Each circle contains a horizontal line for writing a phonogram.

Review Words

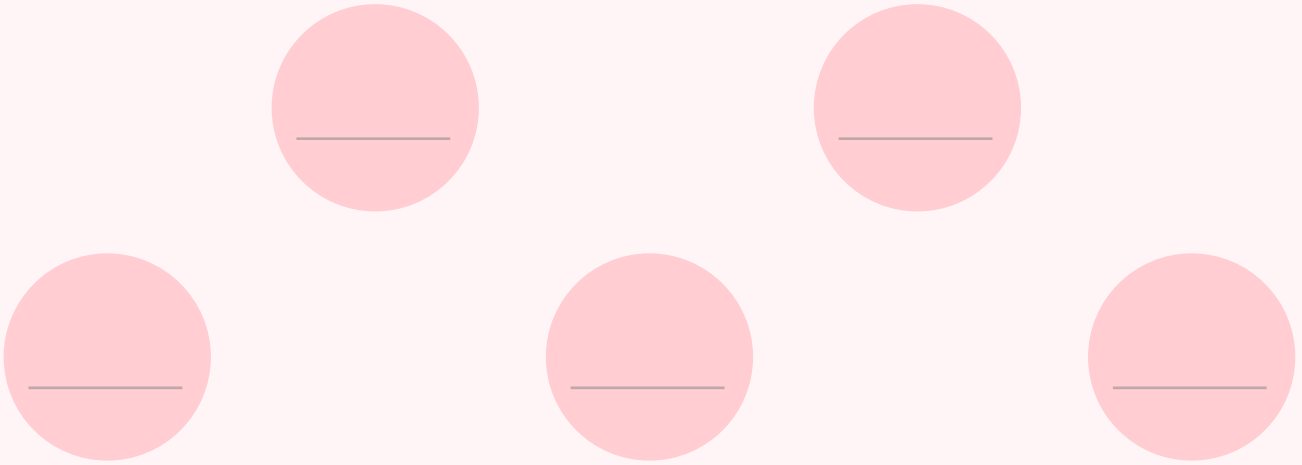


Five white rectangular boxes arranged in two rows. The top row has three boxes, and the bottom row has two boxes. Each box contains a horizontal line for writing a word.

Sentences


Lesson 15 Review

Review Phonograms



Five pink circles arranged in two rows. The top row has two circles, and the bottom row has three circles. Each circle contains a horizontal line for writing a phonogram.

Review Words



Five white rectangular boxes arranged in two rows. The top row has three boxes, and the bottom row has two boxes. Each box contains a horizontal line for writing a review word.

Write Words

More Words



Sentences

A series of horizontal lines provided for writing sentences, consisting of 11 evenly spaced lines.

Lesson 16 Review

Review Phonograms

Five pink circles are arranged in two rows. The top row has two circles, and the bottom row has three circles. Each circle contains a horizontal line, serving as a space for a phonogram.

Review Words


Five white rectangular boxes are arranged in two rows. The top row has three boxes, and the bottom row has two boxes. Each box contains a horizontal line, serving as a space for a word.

Write Words

More Words




Sentences




Lesson 17 Review

Review Phonograms



Five pink circles arranged in two rows. The top row has two circles, and the bottom row has three circles. Each circle contains a horizontal line for writing a phonogram.

Review Words



Five white rectangular boxes arranged in two rows. The top row has three boxes, and the bottom row has two boxes. Each box contains a horizontal line for writing a review word.

Write Words

_____	_____	_____
_____	_____	_____
_____	_____	_____
_____	_____	_____

More Words

_____	_____	_____
_____	_____	_____
_____	_____	_____
_____	_____	_____
_____	_____	_____
_____	_____	_____
_____	_____	_____
_____	_____	_____
_____	_____	_____
_____	_____	_____
_____	_____	_____
_____	_____	_____
_____	_____	_____

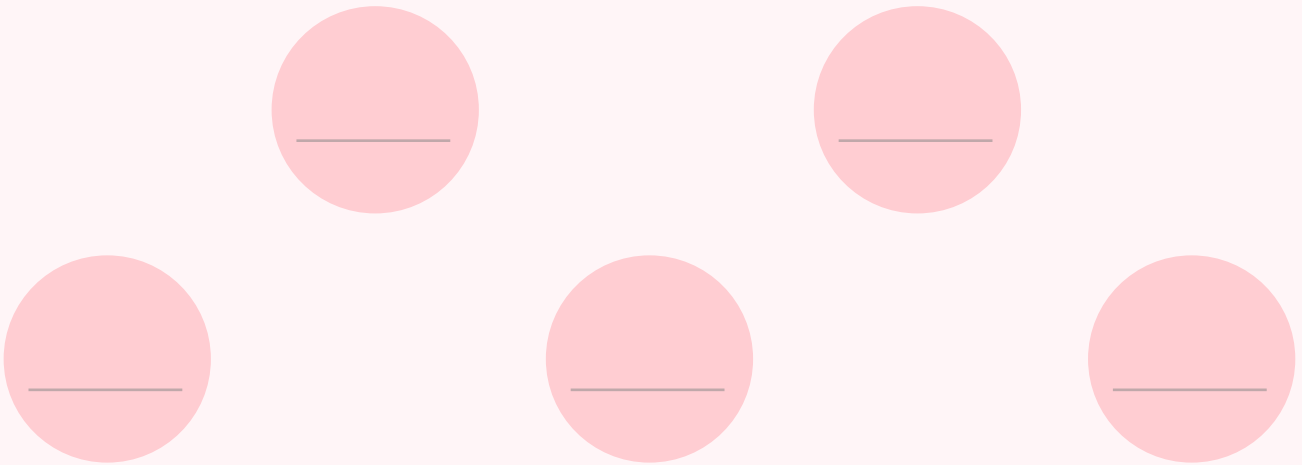
More Words (continued)

_____	_____	_____
_____	_____	_____
_____	_____	_____
_____	_____	

Sentences

Lesson 18 Review

Review Phonograms



Five pink circles arranged in two rows. The top row has two circles, and the bottom row has three circles. Each circle contains a horizontal line for writing a phonogram.

Review Words



Five white rectangular boxes arranged in two rows. The top row has three boxes, and the bottom row has two boxes. Each box contains a horizontal line for writing a word.

Write Phonograms

Write Words


More Words

More Words (continued)

Sentences


Lesson 19 Review

Review Phonograms



Five pink circles arranged in two rows. The top row has two circles, and the bottom row has three circles. Each circle contains a horizontal line for writing a phonogram.

Review Words



Five white rectangular boxes arranged in two rows. The top row has three boxes, and the bottom row has two boxes. Each box contains a horizontal line for writing a review word.

Write Phonograms

Write Words

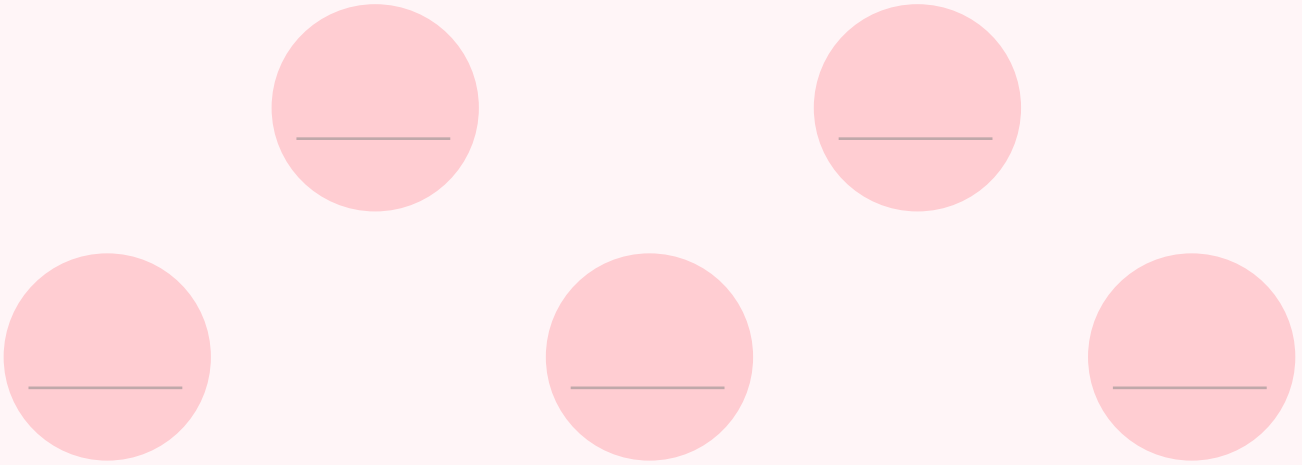
More Words

More Words (continued)

Sentences


Lesson 20 Review

Review Phonograms



Five pink circles arranged in two rows. The top row has two circles, and the bottom row has three circles. Each circle contains a horizontal line for writing a phonogram.

Review Words




Five white rectangular boxes arranged in two rows. The top row has three boxes, and the bottom row has two boxes. Each box contains a horizontal line for writing a review word.

Sentences



Lesson 21 Review

Review Phonograms



Five pink circles arranged in two rows. The top row has two circles, and the bottom row has three circles. Each circle contains a horizontal line for writing a phonogram.

Review Words



Five white rectangular boxes arranged in two rows. The top row has three boxes, and the bottom row has two boxes. Each box contains a horizontal line for writing a word.

Write Phonograms

Write Words


More Words



Sentences


Lesson 22 Review

Review Phonograms



Five pink circles arranged in two rows. The top row has two circles, and the bottom row has three circles. Each circle contains a horizontal line for writing a phonogram.

Review Words



Five white rectangular boxes arranged in two rows. The top row has three boxes, and the bottom row has two boxes. Each box contains a horizontal line for writing a word.


Write Words

More Words

Sentences


Lesson 23 Review

Review Phonograms



Five pink circles arranged in two rows. The top row has two circles, and the bottom row has three circles. Each circle contains a horizontal line for writing a phonogram.

Review Words



Five white rectangular boxes arranged in two rows. The top row has three boxes, and the bottom row has two boxes. Each box contains a horizontal line for writing a word.

Write Phonograms

Write Words

More Words

Sentences



Lesson 24 Review

Review Phonograms

Five pink circles arranged in two rows. The top row has two circles, and the bottom row has three circles. Each circle contains a horizontal line for writing a phonogram.

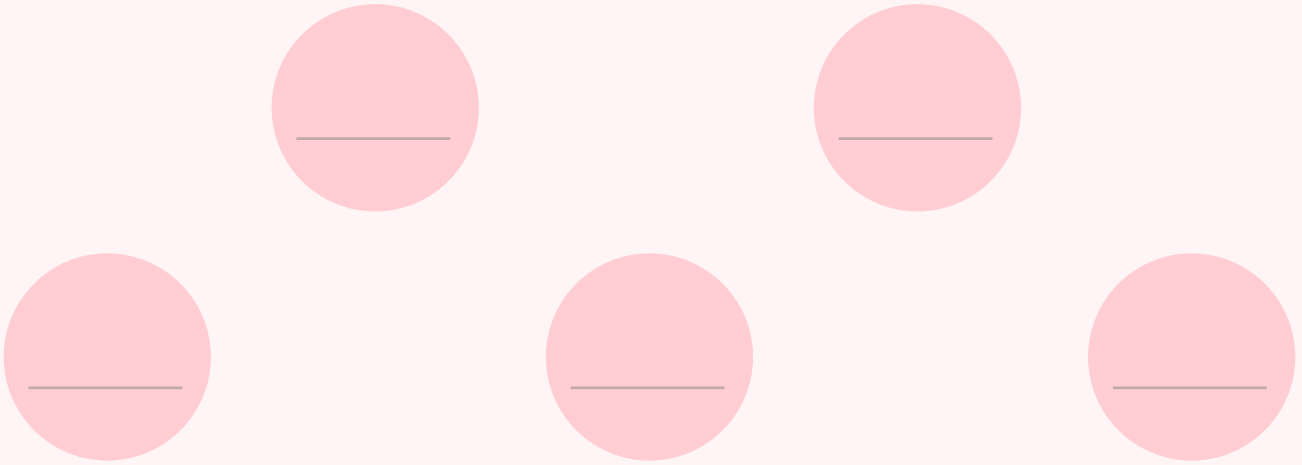
Review Words

Five white rectangular boxes arranged in two rows. The top row has three boxes, and the bottom row has two boxes. Each box contains a horizontal line for writing a word.

Sentences


Lesson 25 Review

Review Phonograms



Five pink circles arranged in two rows. The top row contains two circles, and the bottom row contains three circles. Each circle has a horizontal line drawn across its center, serving as a placeholder for a phonogram.

Review Words



Five white rectangular boxes arranged in two rows. The top row contains three boxes, and the bottom row contains two boxes. Each box has a horizontal line drawn across its center, serving as a placeholder for a word.


Write Words

More Words




Lesson 26 Review

Review Phonograms



Five pink circles arranged in two rows. The top row has two circles, and the bottom row has three circles. Each circle contains a horizontal line for writing a phonogram.

Review Words




Five white rectangular boxes arranged in two rows. The top row has three boxes, and the bottom row has two boxes. Each box contains a horizontal line for writing a word.

Write Phonograms

Write Words

More Words

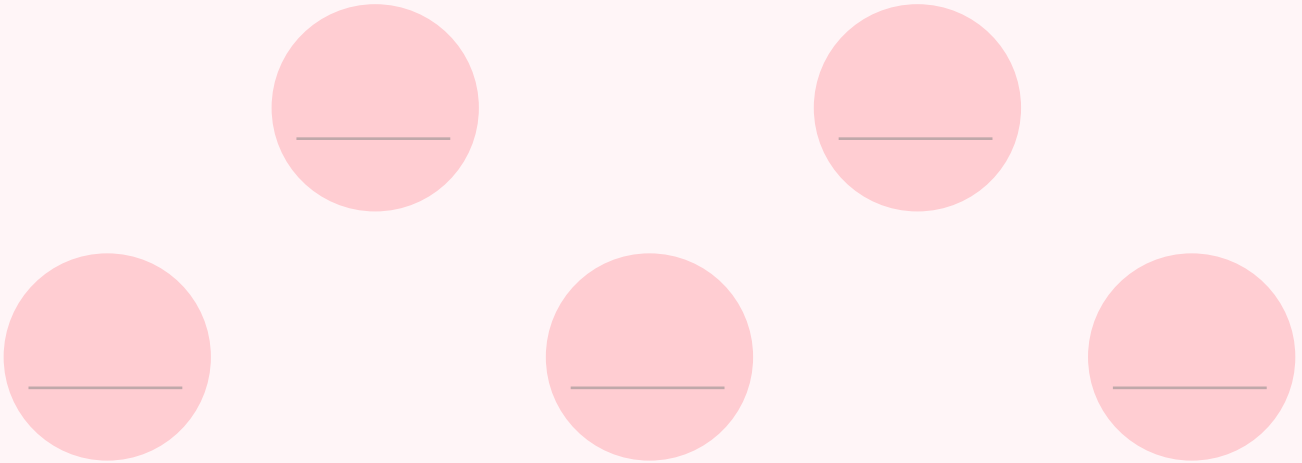




Sentences


Lesson 27 Review

Review Phonograms



Five pink circles arranged in two rows. The top row has two circles, and the bottom row has three circles. Each circle contains a horizontal line for writing a phonogram.

Review Words




Five white rectangular boxes arranged in two rows. The top row has three boxes, and the bottom row has two boxes. Each box contains a horizontal line for writing a word.

Sentences

Lesson 28 Review

Review Phonograms



Five pink circles arranged in two rows. The top row has two circles, and the bottom row has three circles. Each circle contains a horizontal line for writing a phonogram.

Review Words



Five white rectangular boxes arranged in two rows. The top row has three boxes, and the bottom row has two boxes. Each box contains a horizontal line for writing a word.

Write Words

<hr/> <hr/>	<hr/> <hr/>	<hr/> <hr/>
<hr/> <hr/>	<hr/> <hr/>	<hr/> <hr/>
<hr/> <hr/>	<hr/> <hr/>	<hr/> <hr/>
<hr/> <hr/>	<hr/> <hr/>	<hr/> <hr/>

More Words

<hr/> <hr/>	<hr/> <hr/>	<hr/> <hr/>
<hr/> <hr/>	<hr/> <hr/>	<hr/> <hr/>
<hr/> <hr/>	<hr/> <hr/>	<hr/> <hr/>
<hr/> <hr/>	<hr/> <hr/>	<hr/> <hr/>
<hr/> <hr/>	<hr/> <hr/>	<hr/> <hr/>
<hr/> <hr/>	<hr/> <hr/>	<hr/> <hr/>
<hr/> <hr/>	<hr/> <hr/>	<hr/> <hr/>
<hr/> <hr/>	<hr/> <hr/>	<hr/> <hr/>
<hr/> <hr/>	<hr/> <hr/>	<hr/> <hr/>
<hr/> <hr/>	<hr/> <hr/>	<hr/> <hr/>
<hr/> <hr/>	<hr/> <hr/>	<hr/> <hr/>
<hr/> <hr/>	<hr/> <hr/>	<hr/> <hr/>
<hr/> <hr/>	<hr/> <hr/>	<hr/> <hr/>
<hr/> <hr/>	<hr/> <hr/>	<hr/> <hr/>
<hr/> <hr/>	<hr/> <hr/>	<hr/> <hr/>
<hr/> <hr/>	<hr/> <hr/>	<hr/> <hr/>
<hr/> <hr/>	<hr/> <hr/>	<hr/> <hr/>
<hr/> <hr/>	<hr/> <hr/>	<hr/> <hr/>
<hr/> <hr/>	<hr/> <hr/>	<hr/> <hr/>
<hr/> <hr/>	<hr/> <hr/>	<hr/> <hr/>
<hr/> <hr/>	<hr/> <hr/>	<hr/> <hr/>
<hr/> <hr/>	<hr/> <hr/>	<hr/> <hr/>

Sentences

Lesson 29 Review

Review Phonograms

Five pink circles arranged in two rows. Each circle contains a horizontal line for writing a phonogram.

Review Words

Five white rectangular boxes arranged in two rows. Each box contains a horizontal line for writing a word.

Write Words

More Words



Sentences

If your student needs more space for writing
or simply needs more writing practice,
copy and print the following pages.

Write Words

