

# Penguin Pack

reading and spelling review activities



This free resource was created for fun penguin-themed reading and spelling review. The activities in this packet can be customized to work with any level of the *All About® Reading* or *All About® Spelling* programs. Enjoy!

 ALL ABOUT *Reading*

 ALL ABOUT *Spelling*

# Contents

Here's what you'll find in  
the *Penguin Pack*:

1. Penguin ABCs Activity .....2
2. Rhyming Penguins Activity .....8
3. Penguin Word Search Activity .....14
4. Fun Penguin Facts Activity .....22
5. Positively Penguin Lunch Recipe .....29
6. Penguin Books Library List .....30



# Penguin ABCs

Help your child gain pre-reading and beginning reading and spelling skills. Your child can practice letter knowledge, handwriting skills, and letter sounds with some help from these cheerful penguins! Cut out the penguin cards on pages 4-8 and work with your child on the activities listed below.

## Activity Suggestions

- Arrange the penguins in alphabetical order from A to Z.
- Spell your child's name with penguins. If you need additional letters, write them on the blank penguins.
- Spell the names of family members and friends.
- Play "change the word" using penguins. Begin with the word *cat*, and then change the first letter to b for *bat*, h for *hat*, p for *pat*, s for *sat*, and so on.
- Practice letter formation in a tray of sand, salt, or rice. Place the penguin card next to the tray and encourage your child to trace the letter in the sand.
- Sort the uppercase and lowercase letter cards into separate piles. Encourage your student to match each uppercase letter with the corresponding lowercase letter.
- Separate the consonants and vowels by sorting the penguins into two piles.
- Listen to the sounds of each letter with the *Letter Sounds A to Z* app ([www.allaboutlearningpress.com/letter-sounds-app](http://www.allaboutlearningpress.com/letter-sounds-app)).















# Rhyming Penguins

Icebergs are white, oceans are blue. These penguin pairs need help from you!

In this activity, your child can practice an important reading skill by matching the pairs of rhyming words.

## **Instructions for ALL ABOUT<sup>®</sup> *Reading* Practice**

1. Select the appropriate activity sheet for your child's level. We've included words from Levels 1-4 of *All About Reading* so that everyone can play!
2. Cut apart the penguin cards, mix them up, and place them on the table with the illustrations facing up. Have your child read the words aloud and match the rhyming pairs.
3. Continue until all of the pairs have been matched.

## **Instructions for ALL ABOUT<sup>®</sup> *Spelling* Practice**

1. Locate the blank sheet of penguin cards on page 14.
2. Dictate words from your current spelling lesson and have your child write them on the front or back of the cards.



AAR Level 1



AAR Level 1



AAR Level 1



AAR Level 1



AAR Level 1



AAR Level 1



AAR Level 1



AAR Level 1



AAR Level 1



AAR Level 1



AAR Level 1



AAR Level 1



AAR Level 2



AAR Level 2



AAR Level 2



AAR Level 2



AAR Level 2



AAR Level 2



AAR Level 2



AAR Level 2



AAR Level 2



AAR Level 2



AAR Level 2



AAR Level 2



AAR Level 3



AAR Level 3



AAR Level 3



AAR Level 3



AAR Level 3



AAR Level 3



AAR Level 3



AAR Level 3



AAR Level 3



AAR Level 3



AAR Level 3



AAR Level 3





AAR Level 4



AAR Level 4



AAR Level 4



AAR Level 4



AAR Level 4



AAR Level 4



AAR Level 4



AAR Level 4



AAR Level 4



AAR Level 4



AAR Level 4



AAR Level 4





# Penguin Word Search

Word search puzzles are a great way to practice reading and spelling skills, as well as a great way for children to have fun with words.

In this activity, your child will search for words from specific levels of *All About® Reading* and *All About® Spelling*.

## Instructions for ALL ABOUT® *Reading* Practice

1. Locate the sheet that matches your child's current level in *All About Reading*. Have your child read each word in the list, and then locate it in the puzzle.
2. If your child is in *All About Reading* Level 4, use the Level 4, Level 5, Level 6, and Level 7 sheets.
3. Encourage your child to complete the puzzles from the previous levels as well. For example, if your child is currently in *All About Reading* Level 3, he could also complete the puzzles for Levels 1 and 2.

## Instructions for ALL ABOUT® *Spelling* Practice

1. Locate the sheet that matches your child's current level in *All About Spelling*. Dictate each word to your child and have him spell it (orally or on paper). Then have him find each word in the puzzle.
2. Encourage your child to complete the puzzles from the previous levels as well. For example, if your child is currently in *All About Spelling* Level 4, he could also complete the puzzles for Levels 1, 2, and 3.

C	A	S	H	S	C
B	C	M	M	A	F
Z	H	A	T	N	A
S	N	A	C	K	S
M	A	D	H	Z	T

sank  
mad  
cash  
hat  
fast  
snack

Z	R	E	S	T	J
N	E	T	P	M	S
L	B	P	E	L	E
H	E	N	L	B	N
B	D	B	L	H	D

rest  
spell  
hen  
send  
net  
bed

C	H	I	N	R	T
F	S	L	I	P	R
I	L	I	S	T	I
X	C	B	L	B	C
D	I	S	H	P	K

trick  
dish  
list  
fix  
chin  
slip





G	R	A	P	E	C
X	O	M	L	B	A
Z	S	W	A	I	V
K	E	V	T	K	E
N	A	M	E	E	Q

plate  
rose  
cave  
name  
grape  
bike

N	O	R	T	H	L
M	P	P	A	S	A
I	U	E	L	E	R
N	T	L	L	N	G
D	B	F	A	C	E

mind  
north  
face  
large  
tall  
put


S	H	E	E	P	T
A	B	N	P	A	C
W	L	J	S	U	O
X	H	O	W	N	I
D	I	Y	H	T	N

coin  
sheep  
saw  
how  
enjoy  
aunt



L	P	O	N	Y	S	I	X	T	Y
P	A	H	O	Q	Y	E	M	D	W
A	I	U	R	O	O	M	A	Q	I
I	Y	E	A	R	I	P	R	Z	N
N	Q	L	Y	R	Z	P	B	Y	D
T	E	A	C	H	E	R	L	M	O
D	I	C	I	R	C	L	E	F	W
W	H	A	L	E	N	W	M	V	L

room  
marble  
circle  
whale  
year  
paint  
teacher  
sixty  
window  
pony



C	L	F	I	R	S	T	G	T	H
U	Y	R	O	Q	Y	N	M	B	O
R	Z	O	P	U	Z	Z	L	E	U
V	R	A	Q	I	P	T	V	A	S
E	Q	D	Y	C	Z	P	B	C	E
T	B	O	O	K	P	K	L	H	R
Z	P	Y	W	L	H	J	P	F	X
C	A	N	D	Y	T	O	O	T	H

house  
curve  
candy  
each  
puzzle  
tooth  
quickly  
road  
first  
book



H	H	T	E	L	E	P	H	O	N	E
D	U	T	W	R	E	N	C	H	P	T
K	N	I	G	H	T	W	M	P	T	H
A	D	J	M	A	T	C	H	Q	Z	O
B	R	W	V	Z	L	P	D	E	F	N
O	E	U	H	M	O	T	H	E	R	E
U	D	T	O	E	S	C	R	J	T	Y
T	K	B	Q	U	E	S	T	I	O	N

mother

honey

knight

question

hundred

match

about

telephone

wrench

toes



T	R	A	F	F	I	C	H	N	F	K
L	S	C	P	P	Q	K	S	F	A	H
W	T	H	Q	Z	W	N	R	O	M	I
N	E	I	G	H	B	O	R	R	I	S
Q	W	M	R	T	Y	W	R	W	L	T
D	F	N	H	J	B	T	Z	A	Y	O
Q	P	E	O	P	L	E	R	R	T	R
Z	X	Y	E	S	T	E	R	D	A	Y

chimney

family

history

forward

know

neighbor

traffic

people

yesterday

stew

Z	W	K	M	X	C	E	I	L	I	N	G
L	I	J	L	B	Q	E	P	M	T	P	B
A	A	R	I	S	L	S	O	T	Q	S	V
N	U	A	Z	I	H	S	T	A	D	Z	W
S	E	D	A	C	I	F	A	M	O	U	S
W	A	I	R	S	U	I	T	C	A	S	E
E	T	O	D	A	T	H	O	U	G	H	T
R	E	L	A	T	I	V	E	S	Z	D	E
P	J	I	E	M	E	S	S	A	G	E	Q

potatoes  
message  
suitcase  
thought  
answer  
famous  
relatives  
radio  
ceiling  
lizard

C	J	P	T	S	C	R	M	A	P	Z	V
M	K	R	J	H	W	E	Z	P	B	K	A
C	O	U	S	I	N	L	Y	P	J	V	L
A	V	Z	R	E	J	I	J	E	Z	P	L
B	V	P	M	L	N	E	E	A	G	L	E
B	U	I	L	D	C	F	Z	R	P	W	Y
A	K	A	Z	P	J	H	K	P	I	H	J
G	M	N	H	Y	S	Q	U	A	R	E	Z
E	N	O	K	L	J	Z	B	W	R	Z	R

appear  
eagle  
cabbage

shield  
valley  
square

piano  
relief

cousin  
build




Q	A	C	C	E	P	T	J	B	Q	P	F
J	N	E	H	F	G	U	I	T	A	R	Z
Y	I	Z	O	C	Y	I	D	S	N	J	R
K	M	U	C	Q	N	O	T	I	C	E	A
J	A	Y	O	B	H	P	K	I	H	V	C
Y	L	Y	L	J	Y	G	V	Z	O	B	C
L	J	D	A	U	G	H	T	E	R	Q	O
P	I	C	T	U	R	E	M	K	J	P	O
R	W	Q	E	M	V	C	J	S	I	G	N

animal  
accept  
raccoon  
daughter  
anchor  
notice  
chocolate  
sign  
guitar  
picture

I	N	C	R	E	D	I	B	L	E	Z	I
C	O	Q	T	F	L	K	J	H	P	O	Q
B	B	Z	D	E	T	E	C	T	I	V	E
N	V	W	Y	J	N	B	E	M	J	A	V
M	I	R	W	P	M	Y	R	V	H	N	E
D	O	Q	P	I	R	A	T	E	V	I	D
U	U	N	A	T	R	I	A	N	G	L	E
M	S	J	S	H	E	R	I	F	F	L	B
B	Q	M	E	C	H	A	N	I	C	A	Q

detective  
vanilla  
sheriff  
incredible  
pirate  
dumb  
certain  
triangle  
mechanic  
obvious





P	A	R	A	C	H	U	T	E	Q	P	T
E	C	O	M	F	O	R	T	A	B	L	E
N	O	Y	O	B	K	P	K	N	R	V	C
G	L	A	S	A	G	N	A	C	V	L	H
U	U	V	W	Z	Y	T	B	I	P	Q	N
I	M	C	J	U	D	G	M	E	N	T	I
N	N	Q	E	M	V	C	J	N	O	G	Q
B	R	O	C	C	O	L	I	T	L	C	U
J	G	E	O	G	R	A	P	H	Y	R	E

penguin   judgment   parachute   technique  
 broccoli   lasagna   geography   comfortable  
 ancient   column

T	I	S	S	U	E	I	I	P	Q	P	M
P	D	I	C	T	I	O	N	A	R	Y	O
M	J	B	S	P	T	N	S	C	V	L	S
A	D	M	W	A	U	T	U	M	N	Q	Q
C	G	U	K	Q	Z	P	R	W	P	T	U
H	B	S	P	E	C	I	A	L	M	G	I
I	Z	C	O	N	V	E	N	I	E	N	T
N	J	L	V	N	B	P	C	U	J	L	O
E	Z	E	M	S	C	I	E	N	C	E	Z

autumn   special   muscle   science  
 mosquito   dictionary   convenient   insurance  
 machine   tissue

# Fun Penguin Facts

There are many different species of penguins from small to large. Explore sixteen different penguins with your child as you make your own penguin fact booklet.

## Instructions

1. Cut out the penguin fact cards on pages 24-29. Place them in numerical order and staple along the left side to make a booklet.
2. Depending upon your child's reading ability, either read the penguin facts to your child or have your child read them aloud.
3. After reading the booklet, ask a few comprehension questions:  
*What is the smallest species of penguin?*  
*What is the largest?*  
*Which penguin has yellow eyes?*  
*Which penguin sometimes lives north of the Equator?*  
*Which penguin is your favorite? Why?*

## ALL ABOUT *Reading* Extension Ideas

Your child can read the following penguin names:

- After Level 1: *King*
- After Level 2: *Chinstrap, Rockhopper, Snares*
- After Level 3: *Erect-crested, Gentoo, Little, Yellow-eyed*
- After Level 4: *Adelie, African, Emperor, Fjordland, Galápagos, Humboldt, Macaroni, Magellanic*

## ALL ABOUT *Spelling* Extension Ideas

Have your child spell these penguin-related words with letter tiles or on paper:

- After Level 1: *fish, wing, bill, egg, black*
- After Level 2: *white*
- After Level 3: *waddle, flying, snow*
- After Level 4: *flew, walk, weather, feathers*
- After Level 5: *young*
- After Level 6: *climate, climb, icicle, mountain, walrus*
- After Level 7: *penguin, island, geography*



# Fun Penguin Facts



Name \_\_\_\_\_



## Adelie Penguin

### Facts:

1. Many Adelie penguins live on the rocky shores of the Ross Sea.
2. They eat krill and fish.
3. They make nests of stones and usually lay two eggs.

1



## African Penguin

### Facts:

1. The only species of penguin that breeds in Africa.
2. African penguins nest in burrows or depressions, often under bushes.
3. They make a unique braying sound.

2




## Chinstrap Penguin

### Facts:

1. The population of Chinstrap penguins is said to be over 7 million.
2. The Chinstrap penguin gets its name from the black line that runs along its chin.
3. They live on steep slopes and cliffs and mainly eat krill.

3



## Emperor Penguin

### Facts:

1. Emperor penguins are the largest penguin species, standing about 4 feet tall and weighing up to 100 pounds.
2. The female penguin lays one egg and the male penguin keeps the egg warm on his feet until it hatches.
3. They eat fish, krill, and squid.

4



## Erect-crested Penguin

### Facts:

1. The Erect-crested penguin is named for its distinctive yellow crest of feathers.
2. The species is native to New Zealand.
3. They live and nest on rocky coasts and cliffs. Females lay two eggs but only one typically hatches.

5



## Fjordland Penguin

### Facts:

1. Fjordland penguins have white-striped cheeks and a yellow stripe above each eye.
2. Native to New Zealand, they nest in the forest.
3. At maturity, a Fjordland penguin can reach 24 inches tall.

6



## Galápagos Penguin

### Facts:

1. Native to the Galápagos Islands, the Galapagos penguin is the only species of penguin to be found north of the Equator.
2. They are small birds (approximately 5 pounds) with a large bill.
3. Their diet consists mainly of small fish.

7



## Gentoo Penguin

### Facts:

1. Gentoo penguins are quite large (up to 35 inches tall); only the Emperor and King penguins are larger.
2. They are fast swimmers and have long tails.
3. Nests consist of two eggs and both chicks hatch.

8





## Humboldt Penguin

### Facts:

1. The Humboldt penguin has a horseshoe-shaped marking on its body. They eat krill and fish.
2. They are found in South America and eat small fish.
3. They are a medium-sized penguin, about 24 inches tall.

9



## King Penguin

### Facts:

1. King penguins are the second-largest species of penguin, standing about 3 feet tall.
2. They are noted for their orange cheeks.
3. King penguins are found in Antarctica.

10



## Little Penguin

### Facts:

1. Little penguins are the smallest species of penguin, standing about 12 inches tall.
2. They are blue and are also known as Little Blue penguins.
3. Little penguins are nocturnal, which means that they are active at night.

11



## Macaroni Penguin

### Facts:

1. Macaroni penguins are noted for their orange feathered crests.
2. They are closely related to the Royal penguin.
3. They eat krill and sometimes build nests of pebbles.

12



## Magellanic Penguin

### Facts:

1. Magellanic penguins are named for explorer Ferdinand Magellan.
2. They feature two black bands on the neck and chest.
3. They are found in South America.

13



## Rockhopper Penguin

### Facts:

1. The Rockhopper penguin has a distinctive crest of spiky black and yellow feathers.
2. They are small penguins with red eyes.
3. Rockhopper penguins are named for their habit of hopping over rocks.

14





## Snares Penguin

### Facts:

1. Snares penguins are named for their habitat on the Snares Islands off of New Zealand.
2. They are noted for their yellow crest and yellow eye-stripe.
3. They nest in colonies and eat krill.

15



## Yellow-eyed Penguin

### Facts:

1. Yellow-eyed penguins are named for their yellow eyes.
2. They are one of the tallest penguin species, standing up to 31 inches tall.
3. They are endangered and quite rare.

16

# The End



# Positively Penguin Lunch

Warm up and enjoy a yummy lunch with the penguins! Chili, cheese, and crackers—it's the perfect meal for a blustery day! Your penguin-loving little ones will have almost as much fun *making* this hands-on lunch as they will have *eating* it!

## Ingredients for one penguin lunch:

- ½ cup of your favorite chili
- 1 slice of white cheese
- 1 slice of yellow cheese
- 4 oval (or round) snack crackers
- 1 tablespoon of cream cheese
- 6 large black olives
- 2-3 round carrot slices
- Goldfish-shaped crackers (any variety)



## To Make Penguin Chili:

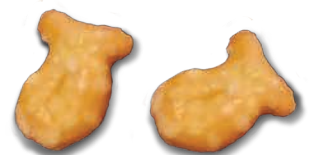
1. Heat ½ cup of chili. Spoon into small bowl.
2. Use a circle cookie cutter or a drinking glass to cut 1 large circle of white cheese.
3. Place the large circle on the chili to form the penguin's tummy.
4. Cut 2 small circles of white cheese. Arrange to form the penguin's eyes.
5. Slice the bottom end (with small holes) off of 2 large black olives. Place on penguin eyes. Set olive tops aside to use on your penguin crackers.
6. Cut 2 large triangles of yellow cheese and arrange as penguin feet.
7. Cut 2 tiny triangles of yellow cheese and arrange as penguin beak.

## To Make Penguin Crackers:

1. Spread cream cheese on 4 crackers.
2. Cut 2 olives lengthwise into quarters.
3. Cut the top end (with large hole) off of 4 olives.
4. Cut carrot slices into triangle-shaped pieces. Cut 8 large pieces for feet and 4 small pieces for beaks.
5. Arrange the olive pieces to form the penguins' heads and wings.
6. Arrange the large carrot triangles to form the penguins' feet.
7. Place the small carrot triangles in the olive holes to form beaks.

Place your chili bowl and crackers on a large plate and garnish with goldfish-shaped crackers! After all, penguins LOVE fish and they may want to eat lunch too!

Enjoy!



# Penguin Picture Books

At All About Learning Press, we LOVE penguins! We wanted to find a way to share our love of penguins with you, so we put together a list of a few of our favorite picture books that feature—you guessed it—penguins!

But get ready ... the penguins in these books are no ordinary penguins. On the pages of these fun books, you'll meet a lost penguin, a dancing penguin, and even a penguin who wants to learn to fly!

## Library Checklist

- ☐ *Lost and Found* by Oliver Jeffers
- ☐ *Tacky the Penguin* by Helen Lester
- ☐ *One Cool Friend* by Toni Buzzeo
- ☐ *Flora and the Penguin* by Molly Idle
- ☐ *Flight School* by Lita Judge



# We hope you enjoyed the *Penguin Pack*!

## Explore all the ways we make reading and spelling easy to learn and easy to teach!

**All About® Reading** is a fun and engaging program that starts with essential pre-reading skills and continues on to teach all five key components of reading.

**All About® Spelling** teaches the phonics, rules, and spelling strategies your student needs to become a proficient speller for life.

- Multisensory, Orton-Gillingham approach
- Lightly scripted, “open and go” lesson plans
- Mastery-based with no gaps
- Suitable for all ages and learning styles
- 100% guarantee and lifetime support



  
**ALL ABOUT® Reading**



  
**ALL ABOUT® Spelling**

For info on *All About Reading* or *All About Spelling*, please visit us at  
[www.AllAboutLearningPress.com](http://www.AllAboutLearningPress.com)  
715-477-1976