

Build Your Best Burger

a reading and spelling review activity



Created for you
by

ALL ABOUT[®] Learning Press

Build Your Best Burger

Yummy and funny! Make learning fun and memorable with this hands-on reading and spelling review activity that is certain to get silly. As they “build their best burger”, students will turn over their cards to discover what familiar topping comes next. Ketchup? Pickles? Cheese? Or something that wiggles and brings giggles ... watch the fun unfold! And if he doesn’t like the topping, have him throw it over his shoulder!



Prepare the Activity


- 1) Print the picnic table scene.

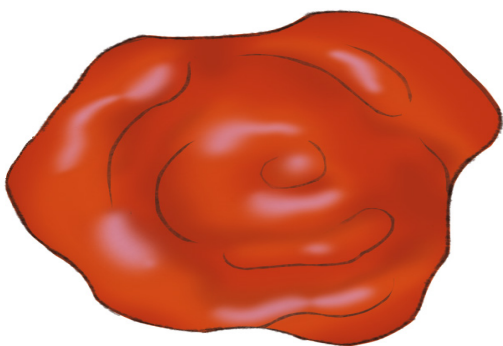




Instructions for Reading Practice

- 1) Print the hamburger topping cards and the word cards that correspond with your student’s reading level. (Print the pages back-to-back or tape or glue the pages together).
 - For *All About Reading* Level 1, print pages **5-8**
 - For *All About Reading* Level 2, print pages **9-12**
 - For *All About Reading* Level 3, print pages **13-16**
 - For *All About Reading* Level 4, print pages **17-20**
- 2) Cut the cards apart and place them in a pile with the illustrations facing down.
- 3) Have your child select a card and read the word aloud. If he reads it correctly, have him turn the card over to reveal the next burger topping to add to his hamburger. Watch for surprises!
- 4) Continue until your child has built his perfect burger.

Instructions for Spelling Practice

- 1) Print the hamburger topping cards and the word cards that correspond with your student’s reading level. (Print the pages back-to-back or tape or glue the pages together).
 - For any level of *All About Spelling*, print pages **21-24**
- 2) Cut the cards apart and place them in a pile with the illustrations facing down.
- 3) Have your child select a card. Dictate a word from your child’s current lesson of *All About Spelling* (or a review word) and have her write the word on the blank line. If she spells it correctly, have her turn the card over to reveal the next burger topping to add to her hamburger. Watch for surprises!
- 4) Continue until your child has built her perfect burger.





L1

L1

hot

bun

L1

L1

bug

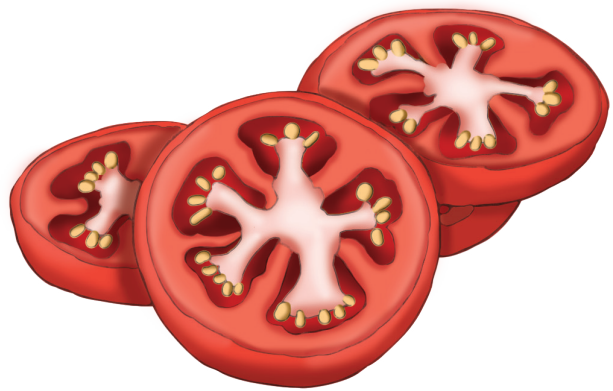

yum

L1

L1

dish

chomp



Ewww!!



L1

gulp

L1

lunch

L1

grub

L1

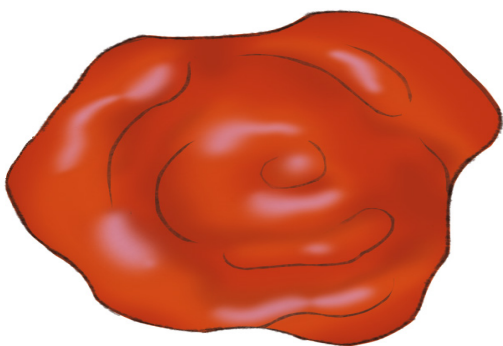




snack

L1

yuck

L1

munches



L2

insect

L2

dine

L2

like

L2

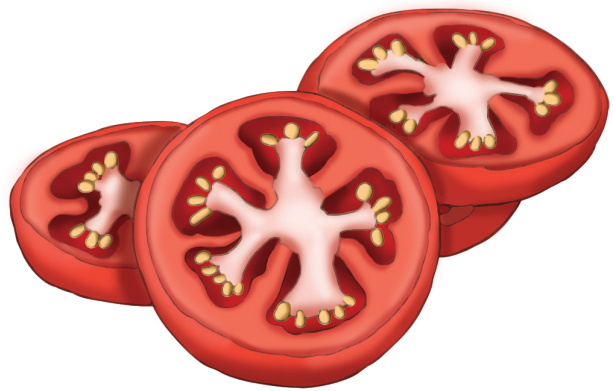

homemade

L2

beef

L2

hunger



Ewww!!



L2

supper

L2

fork

L2

bacon

L2

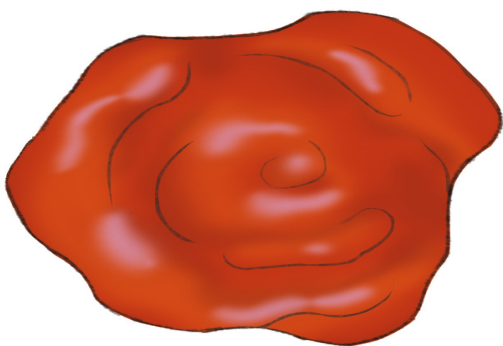




lettuce

L2

cheese

L2

enjoy



L3

tasty

L3

pickle

L3

mouthful

L3

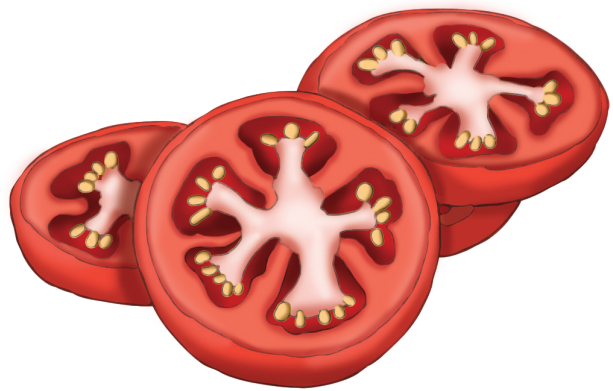

dining

L3

hungry

L3

hamburger



Ewww!!



L3

food

L3

eater

L3

meal

L3

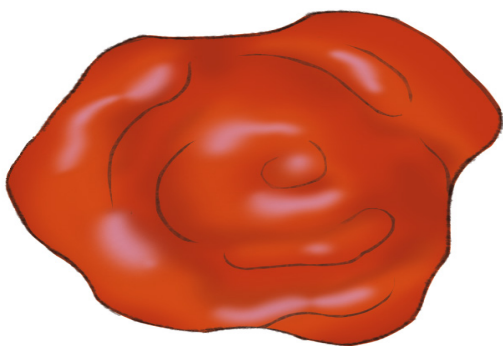




worm

L3

tomato

L3

chew



L4

L4

aroma

savor

L4

L4

recipe

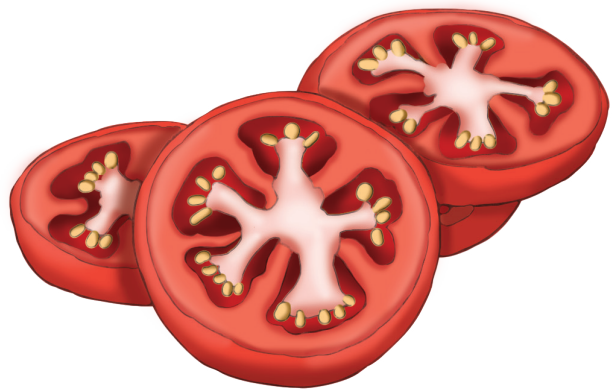

protein

L4

L4

flavor

mustard



Ewww!!



L4

L4

edible

favorite

L4

L4

nourishment

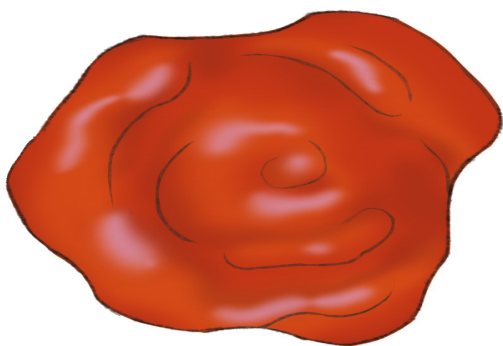




delicious

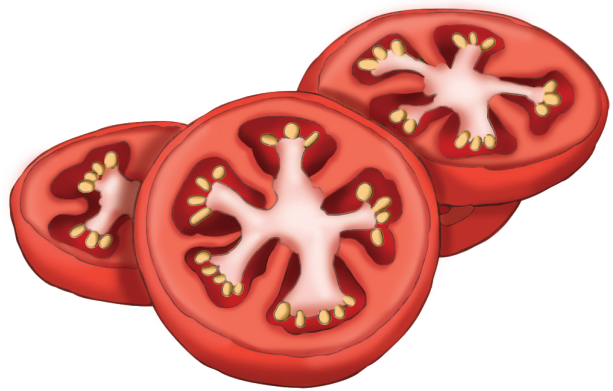

L4

L4

gourmet

chef





Ewww!!





**Did you enjoy this activity?
Then you'll love *All About® Reading*
and *All About® Spelling*!**

All About Reading is a fun and engaging program that starts with essential pre-reading skills and continues on to teach all five key components of reading.

All About Spelling teaches the phonics, spelling rules, and multisensory strategies your student needs to become a proficient speller for life.

- Multisensory Orton-Gillingham approach
- Lightly scripted “open and go” lesson plans
- Mastery-based with no gaps
- Suitable for all ages and learning styles
- 100% guarantee and lifetime support



**To learn more about our programs, please visit
www.AllAboutLearningPress.com
or call us at 715-477-1976.**