

# Word Flippers

a sample from *All About® Reading Level 3*



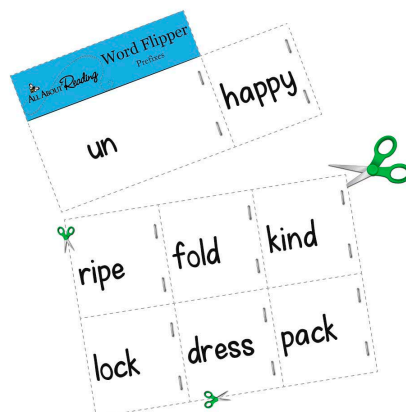
# Word Flippers

## a sample from *All About® Reading Level 3*

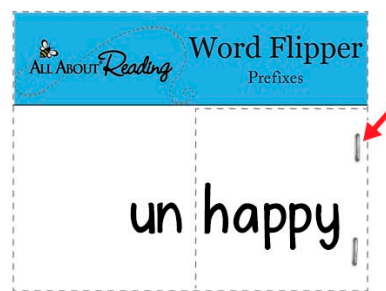

Word Flippers are a great tool for practicing concepts taught in the *All About Reading* lessons, and more than seventy-five Word Flippers are included in the program. The Word Flippers in this activity provide practice with words with prefixes.

### Instructions

1. Each page will create one flipper. There are three Word Flippers in this activity.



2. Cut apart the pages on the dotted lines.
3. For each Word Flipper, put the larger piece of paper on the bottom. Stack the smaller pieces on top, on the right side.



4. Staple the Word Flipper along the right side, as indicated.
5. Have your student turn the pages and read the words that are formed.



ALL ABOUT

Reading

# Word Flipper

Prefixes

un

happy

ripe

fold

kind

lock

dress

pack



ALL ABOUT

Reading

# Word Flipper

Prefixes

re

heat

draw

play

build

move

plant

copy



ALL ABOUT

Reading

# Word Flipper

Prefixes

mis

place

judge

print

spell

treat

step

trust



ALL ABOUT

Reading

# Word Flipper

Prefixes

pre

plan

wash

pay

pack

test

soak

sort



## Did you enjoy this activity? Then you'll love **All About® Reading!**

*All About Reading* is a fun and engaging program that starts with essential pre-reading skills and continues on to teach all five key components of reading. It contains everything your student needs to become a fluent reader for life!

- Multisensory Orton-Gillingham approach
- Lightly scripted “open and go” lesson plans
- Mastery-based with no gaps
- Suitable for all ages and learning styles
- 100% guarantee and lifetime support



To learn more about **All About® Reading**, please visit  
[www.AllAboutReading.com](http://www.AllAboutReading.com)  
or call us at 715-477-1976.