


Tricky Letters

Lowercase T

a letter recognition activity




by
Shanna Behrens


ALL ABOUT Reading

Tricky Letters: Lowercase T

Some letters, like lowercase T, have various forms. The typewritten form of this letter looks different from the handwritten form, which might confuse your child. These fun activities are designed to help your child become familiar with both forms of this tricky letter. Let's get started!



Prepare the Activities

1. Print pages 3-6 (color) or 7-10 (black-and-white).
2. Cut out the pieces from page 5 (color) or page 9 (black-and-white). Mix up the pieces and set aside.
3. For these activities, you will need the following: 4 crayons (light green, brown, green, and blue), a marker or pen, and a green dot marker or crayon.

How to Play “Spot and Color”

Have your child color the letters with the corresponding color from the color key. Note that both forms of lowercase letter T will be colored the same color.

How to Play “Lily Pad Hop”

Using a marker or pen, have your child navigate through the maze by following the lily pads marked with the different forms of lowercase letter T.

How to Play “Butterfly Match”


Using the unique design on the butterfly wings as a guide, have your child put the butterflies together, matching the right and left sides.

How to Play “Add the Tadpoles”

Have your child fill in the lowercase letter T dots with a green dot marker or crayon. Your child may wish to fill in all the other dots with a different color.

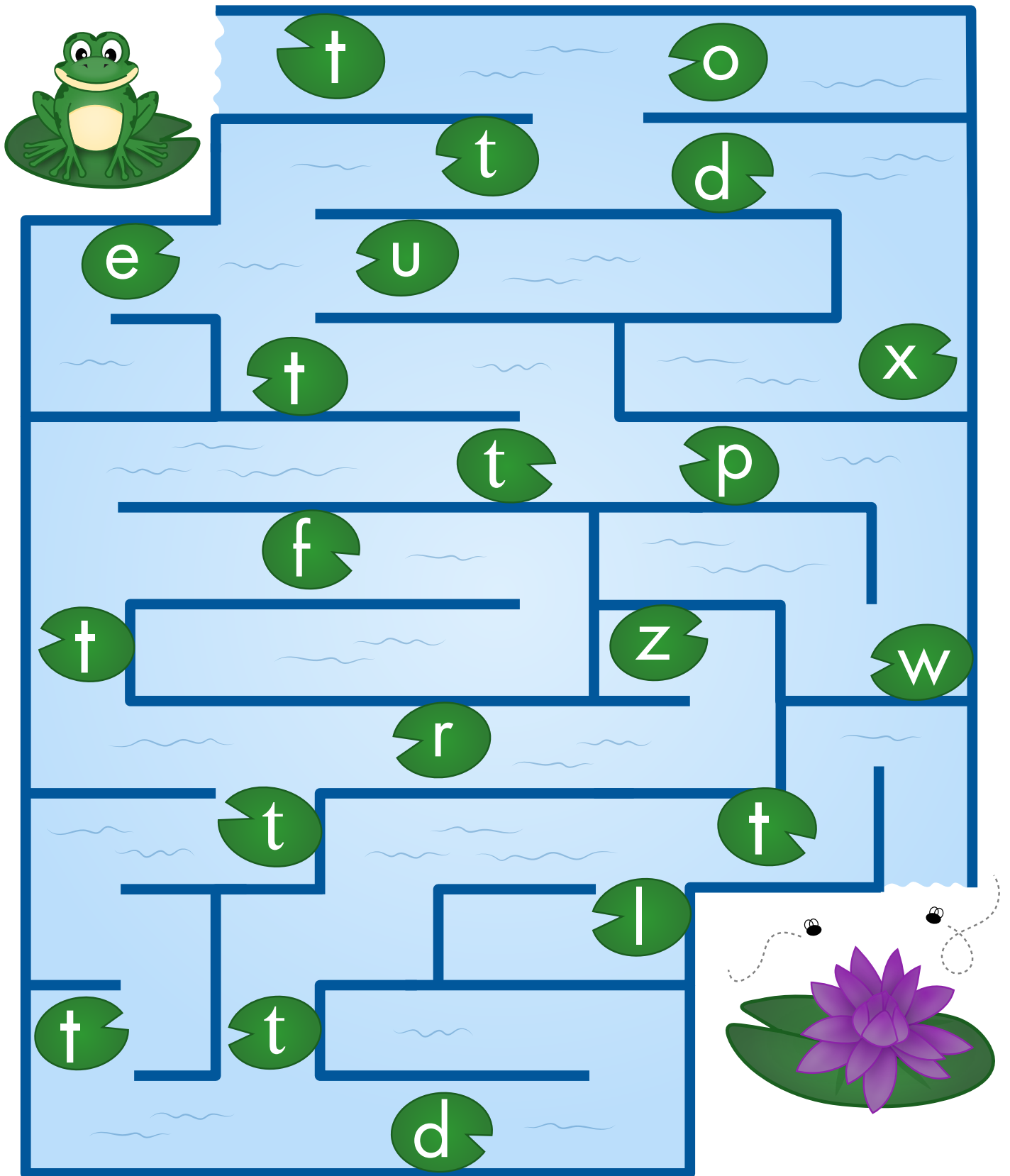
Spot and Color

Color the lowercase letters as indicated in the color key below.



Lily Pad Hop

Help the frog get to the other side of the pond by hopping only on the lowercase letter T lily pads.




Butterfly Match

Cut out the butterfly pieces and mix them up.
Put the butterflies together, matching the right and left sides.



Add the Tadpoles

Add some tadpoles to the pond by using a green dot marker or crayon to fill in the letter T dots.



Spot and Color


Color the lowercase letters as indicated in the color key below.

t light green

o brown

n green







x blue



Butterfly Match


Cut out the butterfly pieces and mix them up.

Put the butterflies together, matching the right and left sides.



Add the Tadpoles

Add some tadpoles to the pond by using a green dot marker or crayon to fill in the letter T dots.





ALL ABOUT[®] Reading

The program that takes the struggle out of reading

Did you enjoy this activity? Then you'll love **All About[®] Reading Pre-reading!**

The *All About Reading* Pre-reading program is designed for preschoolers and kindergarteners. Your student will enjoy the special games, crafts, and storytime read-alouds, and you will love the way your student effortlessly learns the five essential pre-reading skills:

- Print Awareness
- Letter Knowledge
- Phonological Awareness
- Listening Comprehension
- Motivation to Read



To learn more about **All About[®] Reading Pre-reading**, please visit
www.AllAboutReading.com
or call us at 715-477-1976.