

# Tricky Letters

## Lowercase Q

a letter recognition activity



q q q

by  
**Shanna Behrens**  
  
ALL ABOUT *Reading*

# Tricky Letters: Lowercase Q

Some letters, like lowercase Q, have various forms. The typewritten form of this letter looks different from the handwritten form, which might confuse your child. These fun activities are designed to help your child become familiar with all forms of this tricky letter. Let's get started!



## Prepare the Activities

1. Print pages 3-6 (color) or 7-10 (black-and-white).
2. Cut out the pieces from page 5 (color) or page 9 (black-and-white). Mix up the pieces and set aside.
3. For these activities, you will need the following: 4 crayons (blue, yellow, red, and brown), a marker or pen, and a red dot marker or crayon.

## How to Play “Spot and Color”

Have your child color the letters with the corresponding color from the color key. Note that all forms of lowercase letter Q will be colored the same color.

## How to Play “Garden Maze”

Using a marker or pen, have your child navigate through the maze by following the flowers marked with the different forms of lowercase letter Q.

## How to Play “Crown Match”


Using the design of the crown jewels as a guide, have your child put the crowns together, matching the right and left sides.

## How to Play “Add the Roses”

Have your child fill in the lowercase letter Q dots with a red dot marker or crayon. Your child may wish to fill in all the other dots with a different color.

# Spot and Color


Color the lowercase letters as indicated in the color key below.






# Crown Match

Cut out the crown pieces and mix them up.  
Put the crowns together, matching the right and left sides.



# Add the Roses

Add roses to the royal garden by using a red dot marker or crayon to fill in the letter Q dots.



# Spot and Color


Color the lowercase letters as indicated in the color key below.

**q** | blue

**s** | yellow

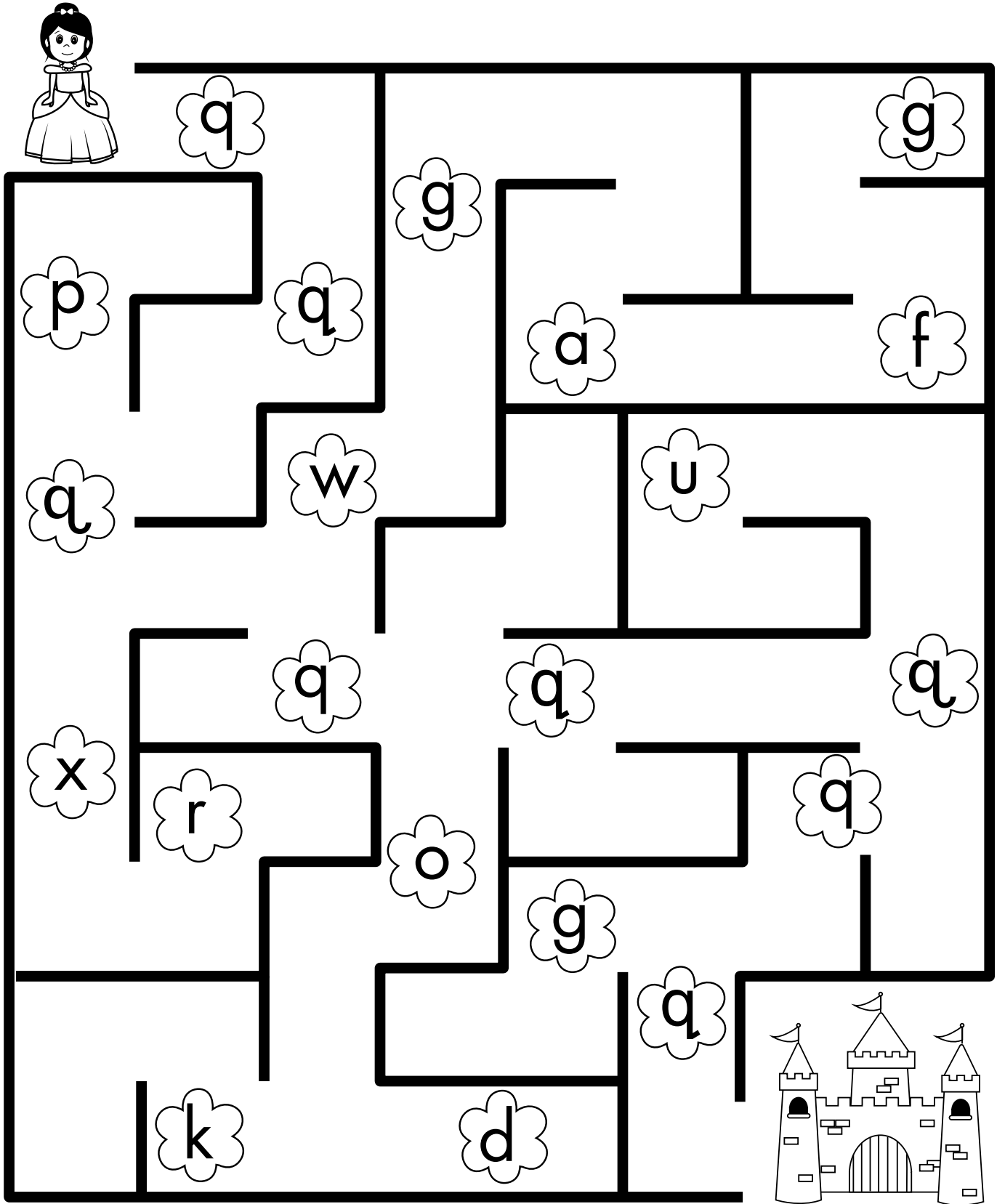
**o** | brown

**t** | red



# Garden Maze

Help the princess find her way to the castle by following lowercase letter Q flowers through the maze.






# Crown Match


Cut out the crown pieces and mix them up.

Put the crowns together, matching the right and left sides.



# Add the Roses

Add roses to the royal garden by using a red dot marker or crayon to fill in the letter Q dots.





# ALL ABOUT<sup>®</sup> Reading

The program that takes the struggle out of reading

## Did you enjoy this activity? Then you'll love *All About<sup>®</sup> Reading Pre-reading!*

The *All About Reading Pre-reading* program is designed for preschoolers and kindergarteners. Your student will enjoy the special games, crafts, and storytime read-alouds, and you will love the way your student effortlessly learns the five essential pre-reading skills:

- Print Awareness
- Letter Knowledge
- Phonological Awareness
- Listening Comprehension
- Motivation to Read



To learn more about *All About<sup>®</sup> Reading Pre-reading*, please visit  
[www.AllAboutReading.com](http://www.AllAboutReading.com)  
or call us at 715-477-1976.