

Tricky Letters

Lowercase G

a letter recognition activity



g g

by
Shanna Behrens


ALL ABOUT Reading

Tricky Letters: Lowercase G

Some letters, like lowercase G, have various forms. The typewritten form of this letter looks different from the handwritten form, which might confuse your child. These fun activities are designed to help your child become familiar with both forms of this tricky letter. Let's get started!



Prepare the Activities

1. Print pages 3-6 (color) or 7-10 (black-and-white).
2. Cut out the pieces from page 5 (color) or page 9 (black-and-white). Mix up the pieces and set aside.
3. For these activities, you will need the following: 4 crayons (blue, yellow, orange, and teal), a marker or pen, and a yellow dot marker or crayon.

How to Play “Spot and Color”

Have your child color the letters with the corresponding color from the color key. Note that both forms of lowercase letter G will be colored the same color.

How to Play “Gather the Balloons”

Using a marker or pen, have your child navigate through the maze by following the balloons marked with the different forms of lowercase letter G.

How to Play “Cupcake Match”

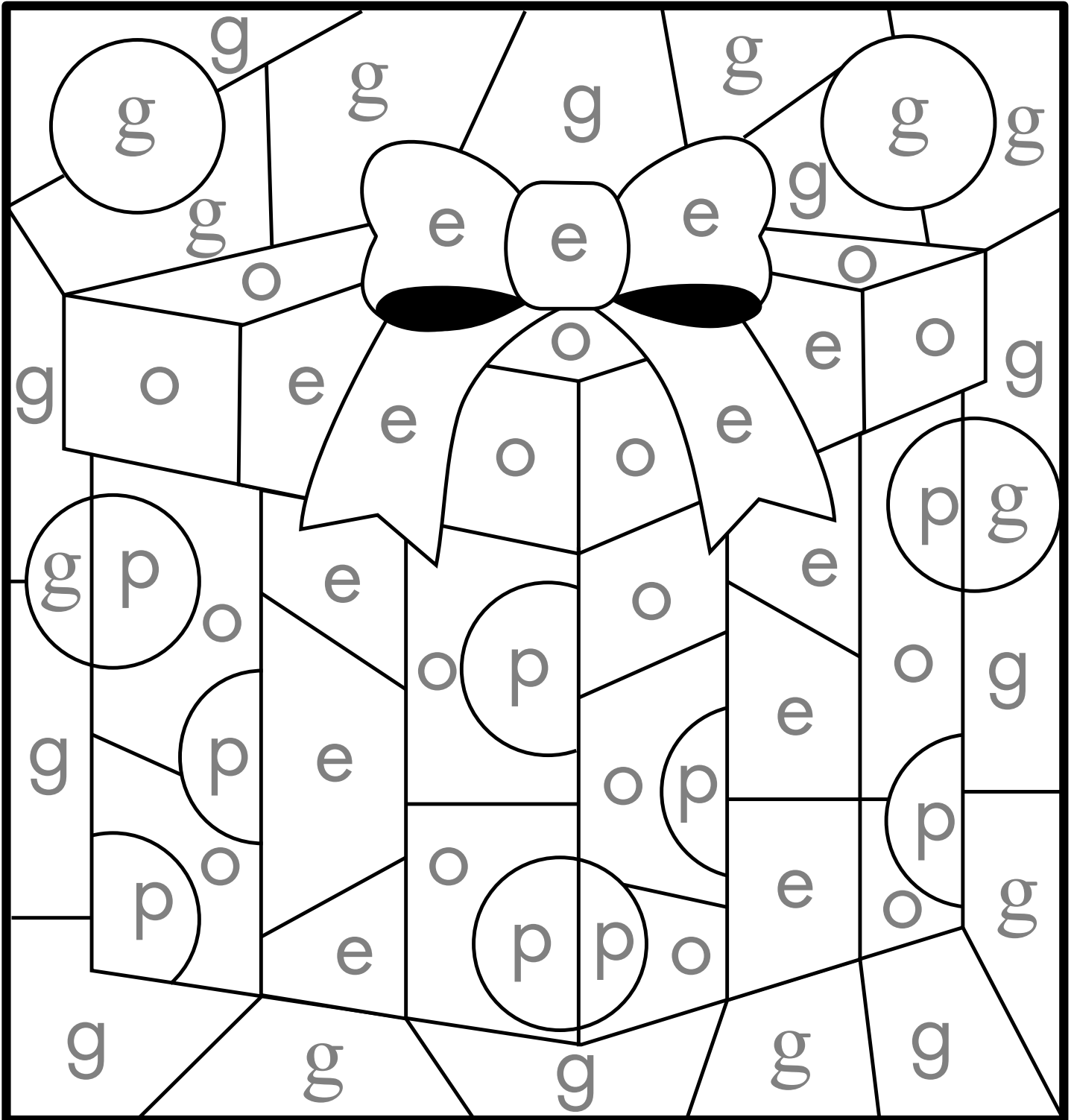
Using the cupcake frosting design as a guide, have your child put the cupcakes together, matching the right and left halves.

How to Play “Decorate the Party Hat”

Have your child fill in the lowercase letter G dots with a yellow dot marker or crayon. Your child may wish to fill in all the other dots with a different color.

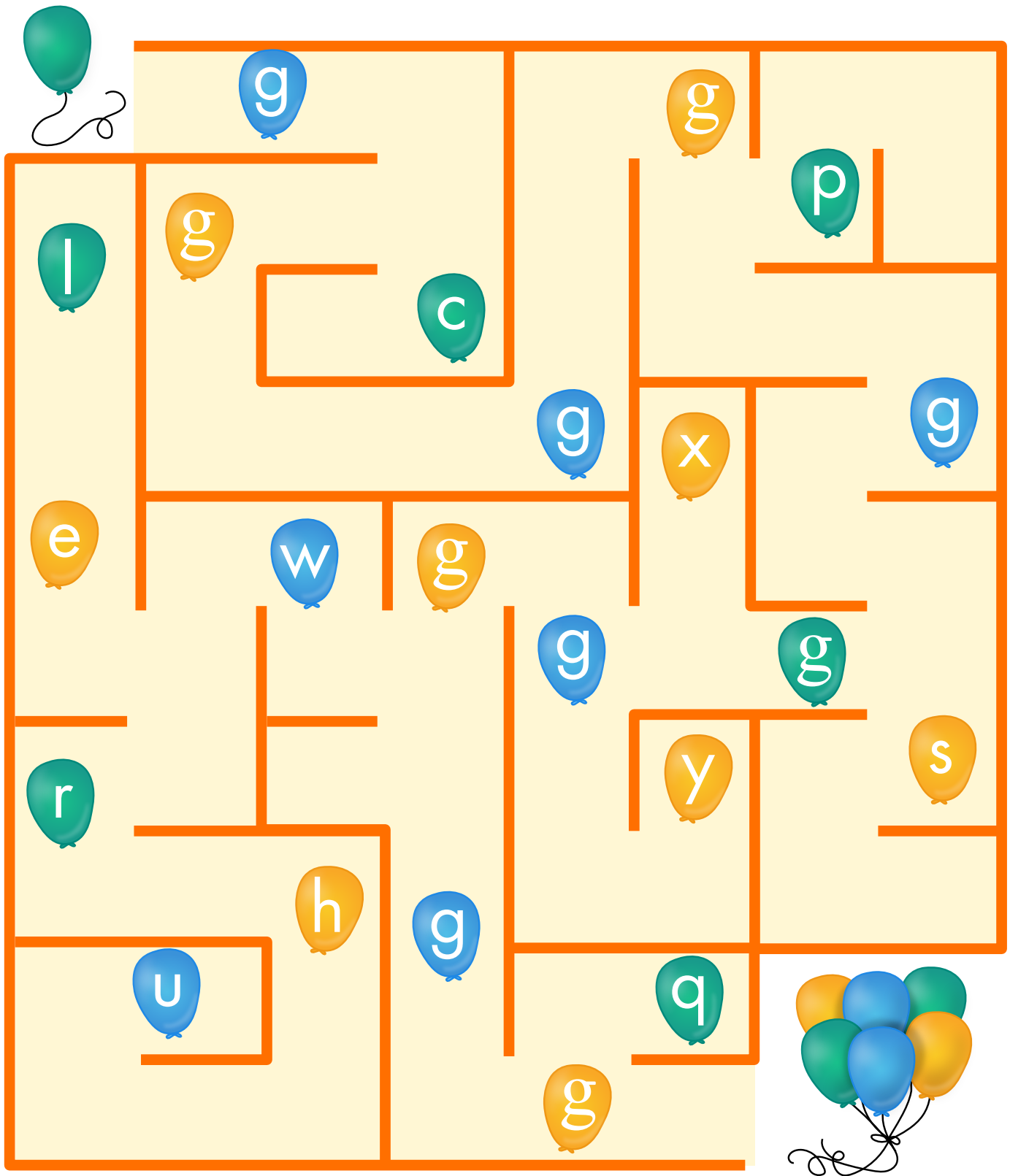
Spot and Color

Color the lowercase letters as indicated in the color key below.



Gather the Balloons

Gather a bunch of balloons for the party by following the lowercase letter G balloons through the maze.



Cupcake Match


Cut out the cupcake halves and mix them up.

Put the cupcakes together, matching the right and left sides.



Decorate the Party Hat

Decorate the party hat by using a yellow dot marker or crayon to fill in the letter G dots.




Spot and Color

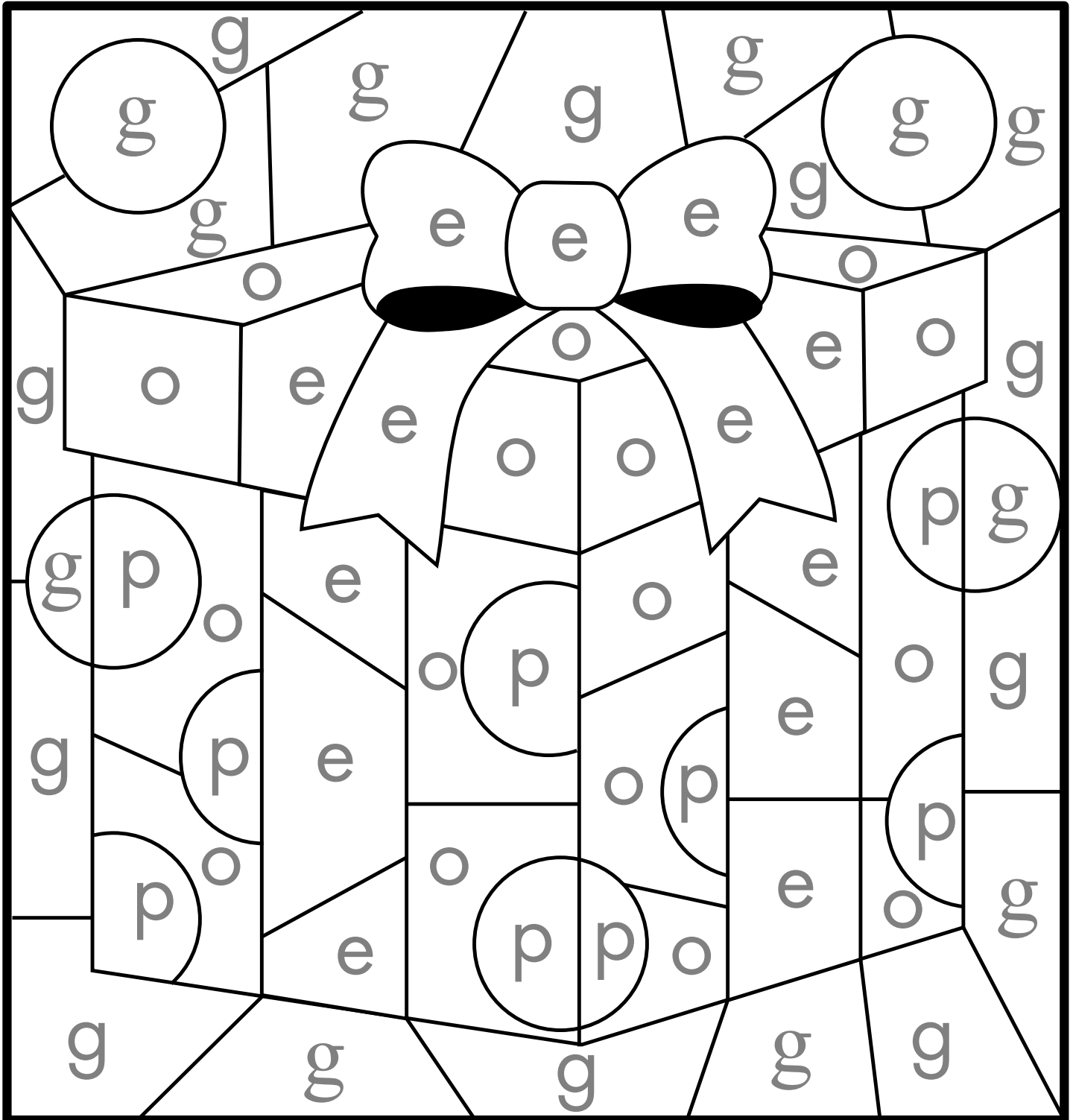
Color the lowercase letters as indicated in the color key below.

g | blue | 

p | yellow | 

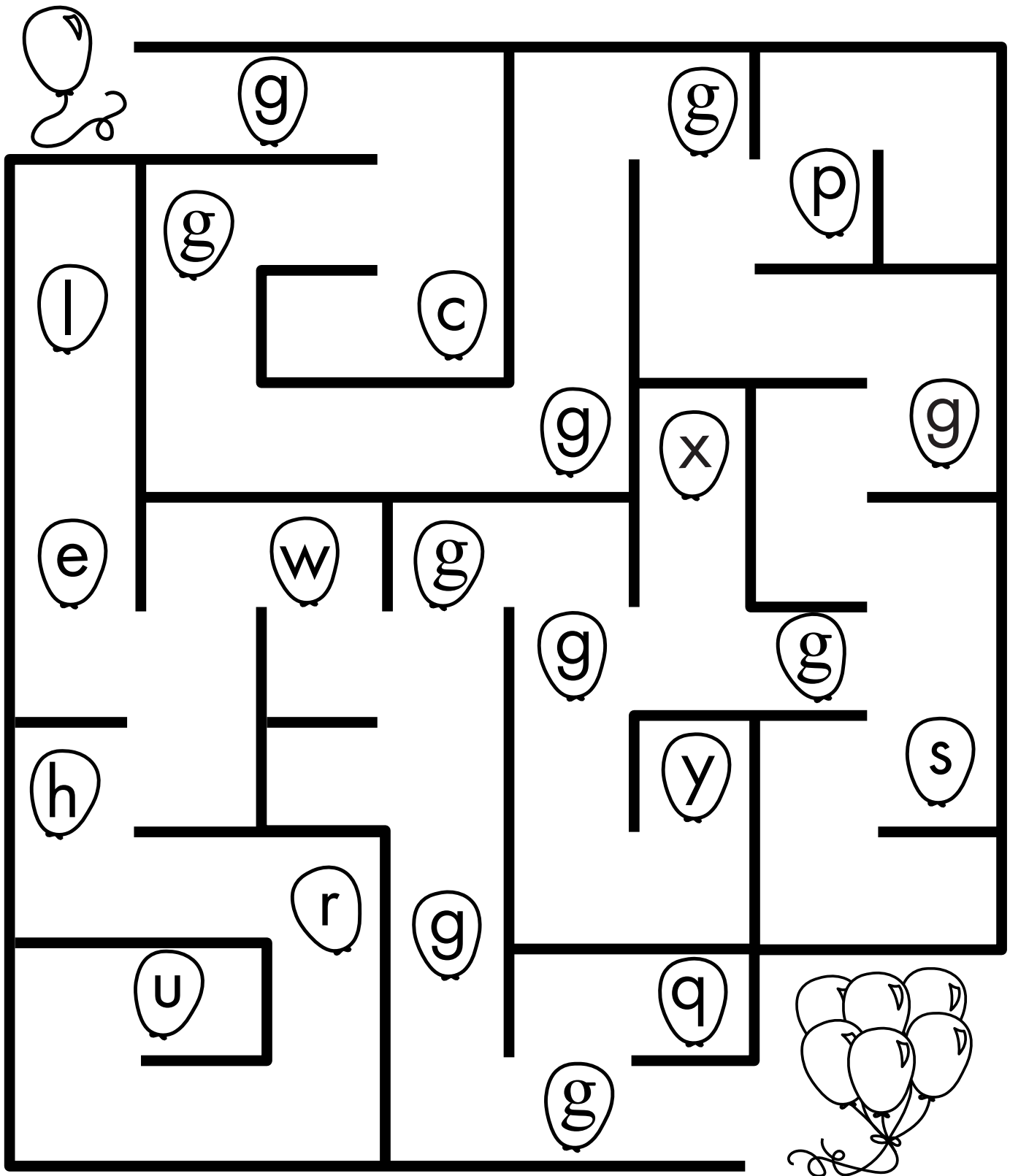
o | orange | 

e | teal | 



Gather the Balloons

Gather a bunch of balloons for the party by following the lowercase letter G balloons through the maze.



Cupcake Match


Cut out the cupcake halves and mix them up.

Put the cupcakes together, matching the right and left sides.



Decorate the Party Hat

Decorate the party hat by using a yellow dot marker or crayon to fill in the letter G dots.





ALL ABOUT[®] Reading

The program that takes the struggle out of reading

Did you enjoy this activity? Then you'll love **All About[®] Reading Pre-reading!**

The *All About Reading* Pre-reading program is designed for preschoolers and kindergarteners. Your student will enjoy the special games, crafts, and storytime read-alouds, and you will love the way your student effortlessly learns the five essential pre-reading skills:

- Print Awareness
- Letter Knowledge
- Phonological Awareness
- Listening Comprehension
- Motivation to Read



To learn more about **All About[®] Reading Pre-reading**, please visit
www.AllAboutReading.com
or call us at 715-477-1976.