


Tricky Letters Lowercase A

a letter recognition activity



Tricky Letters: Lowercase A

Some letters, like lowercase A, have various forms. The typewritten form of this letter looks different from the handwritten form, which might confuse your child. These fun activities are designed to help your child become familiar with all forms of this tricky letter. Let's get started!



Prepare the Activities

1. Print pages 3-6 (color) or 7-10 (black-and-white).
2. Cut out the pieces from page 5 (color) or page 9 (black-and-white). Mix up the pieces and set aside.
3. For these activities, you'll need the following: 4 crayons (red, brown, green, and blue), a marker or pen, and a red dot marker or crayon.

How to Play "Spot and Color"

Have your child color the letters with the corresponding color from the color key. Note that all forms of lowercase letter A will be colored the same color.

How to Play "Collect the Apples"

Using a marker or pen, have your child navigate through the maze by following the apples marked with the different forms of lowercase letter A.

How to Play "Caterpillar Match"

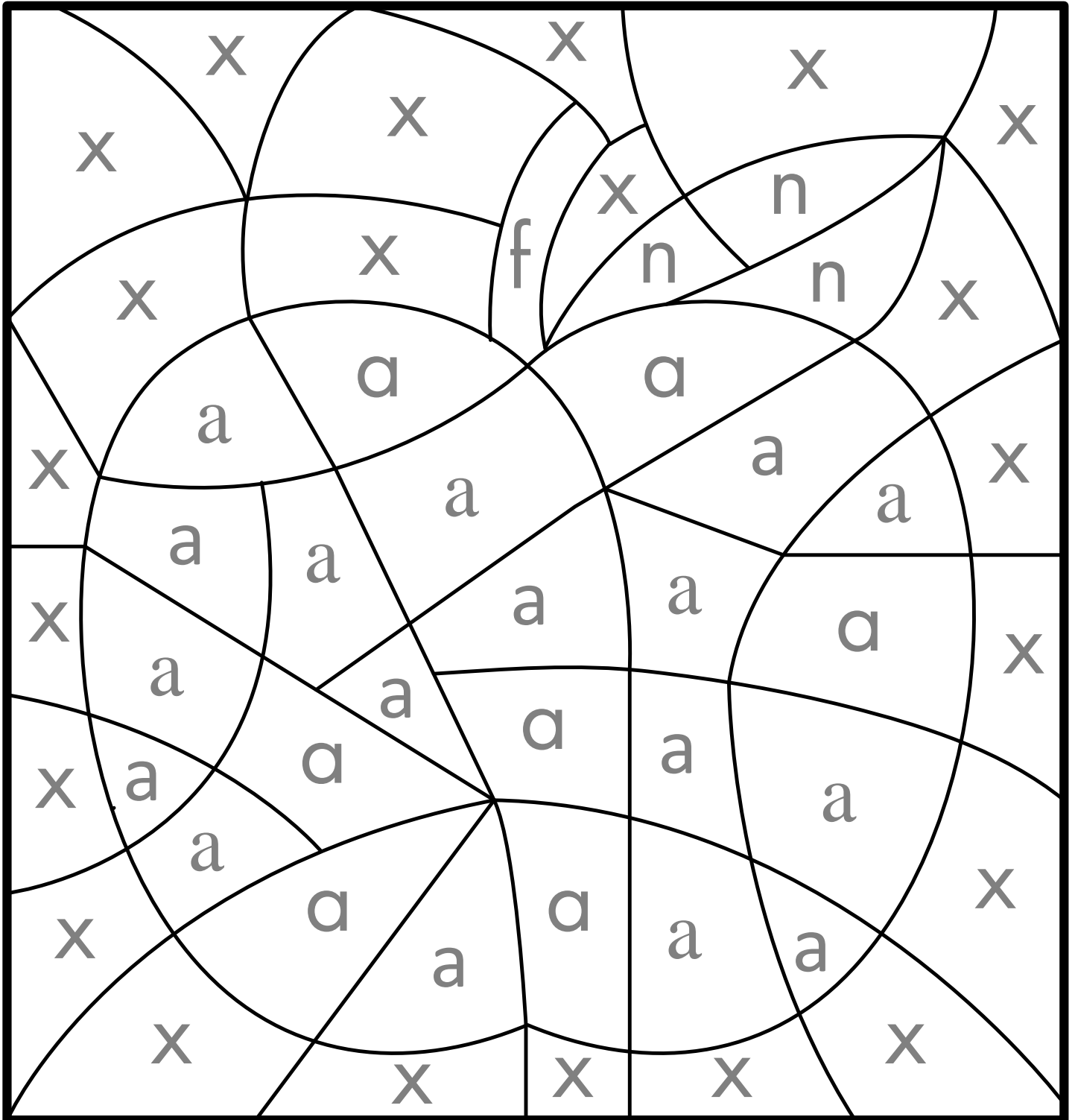
Using the unique designs on the caterpillar bodies as a guide, have your child put the caterpillars together, matching the front and back halves.

How to Play "Dot the Apple Tree"

Have your child fill in the lowercase letter A dots with a red dot marker or crayon. Your child may wish to fill in all the other dots with a different color.

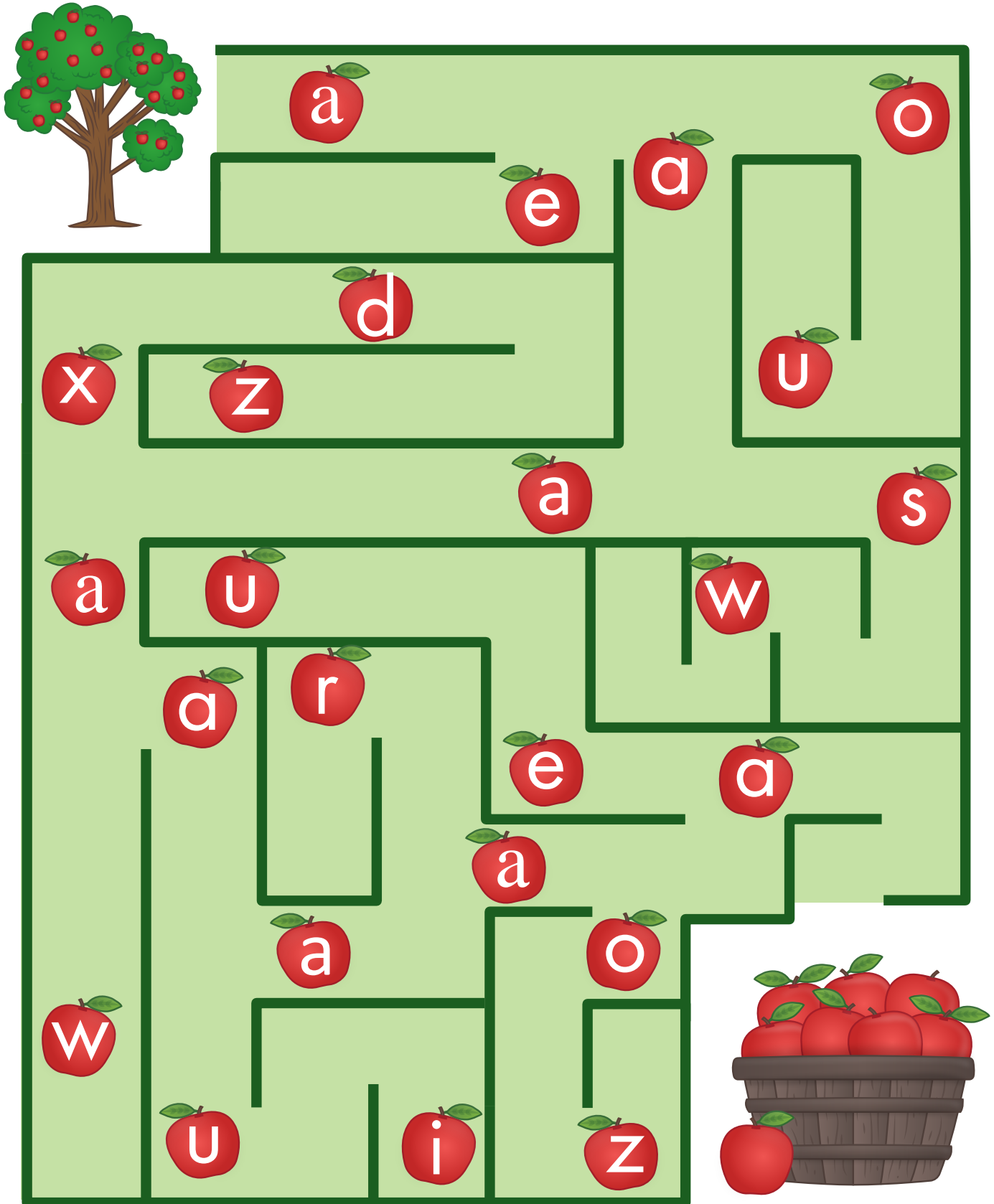
Spot and Color

Color the lowercase letters as indicated in the color key below.



Collect the Apples


Make your way from the apple tree to the basket by collecting only apples with the letter A on them.



Caterpillar Match


Cut out the caterpillar pieces and mix them up.

Put the caterpillars together, matching the front and back ends.



Dot the Apple Tree

Add some apples to the tree by using a red dot marker or crayon to fill in the letter A dots.



Spot and Color

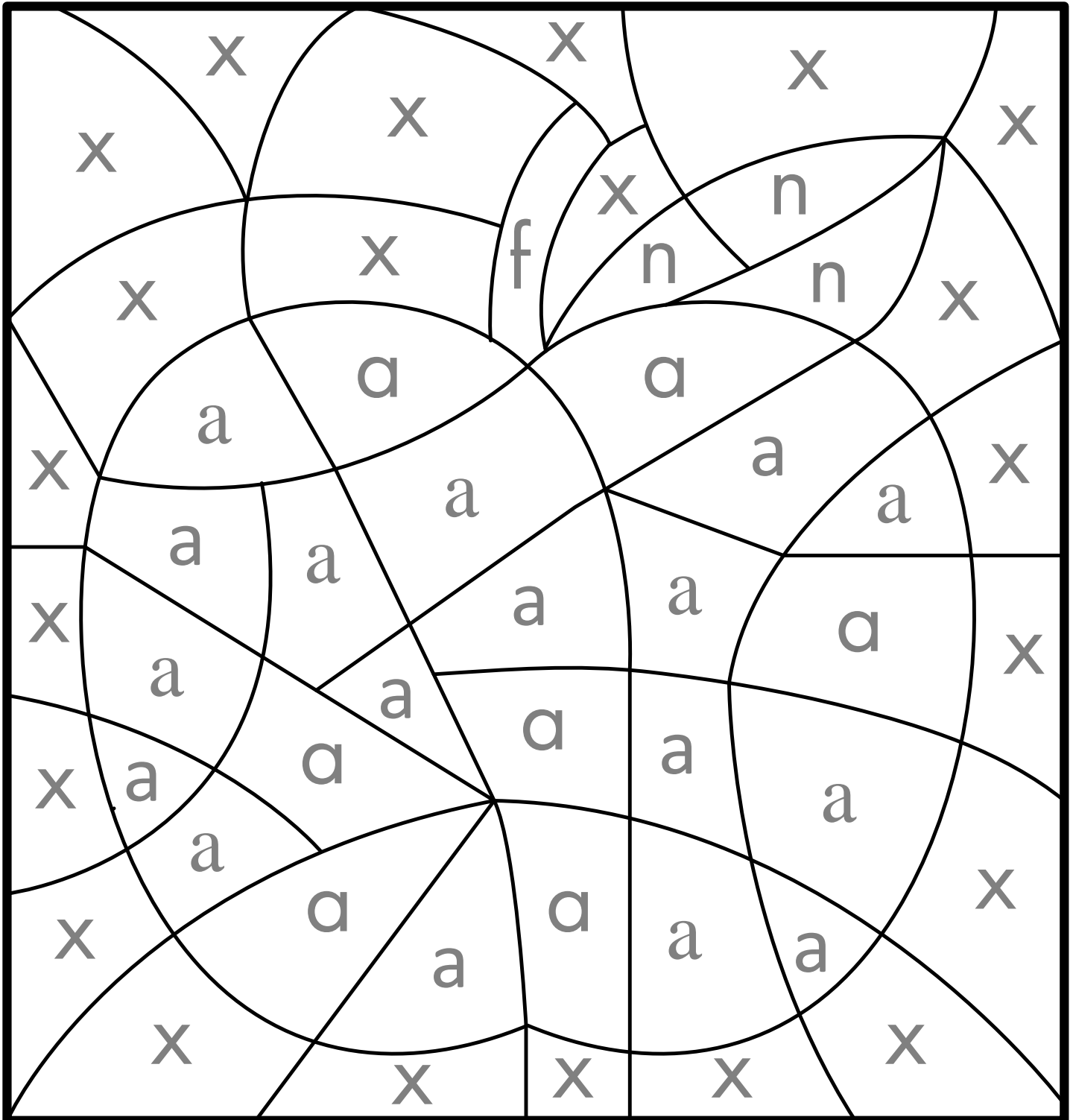
Color the lowercase letters as indicated in the color key below.

a 

f 

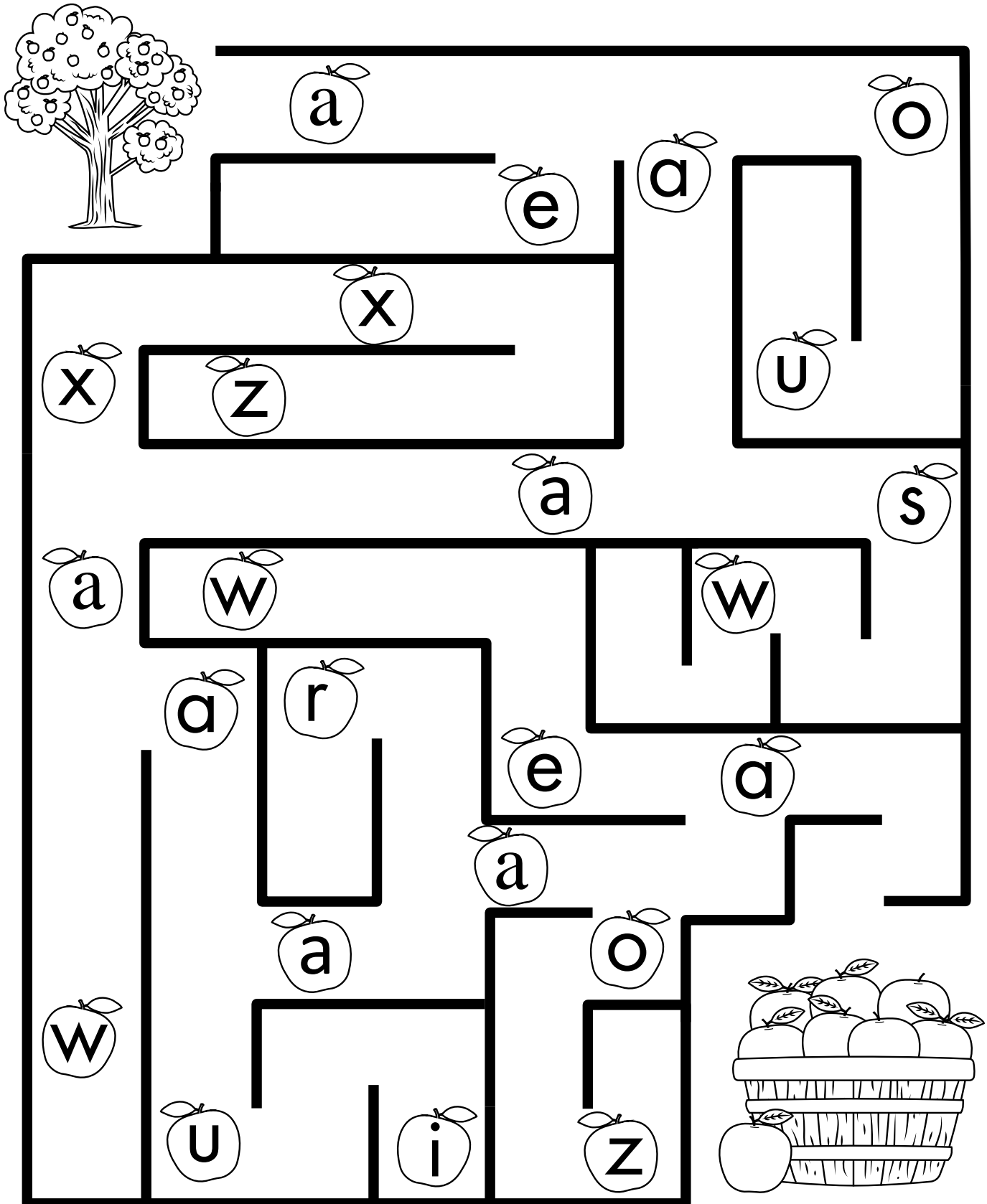
n 

x 



Collect the Apples


Make your way from the apple tree to the basket by collecting only apples with the letter A on them.



Caterpillar Match


Cut out the caterpillar pieces and mix them up.

Put the caterpillars together, matching the front and back ends.



Dot the Apple Tree

Add some apples to the tree by using a red dot marker or crayon to fill in the letter A dots.





ALL ABOUT[®] Reading

The program that takes the struggle out of reading

Did you enjoy this activity? Then you'll love **All About[®] Reading Pre-reading!**

The *All About Reading* Pre-reading program is designed for preschoolers and kindergarteners. Your student will enjoy the special games, crafts, and storytime read-alouds, and you will love the way your student effortlessly learns the five essential pre-reading skills:

- Print Awareness
- Letter Knowledge
- Phonological Awareness
- Listening Comprehension
- Motivation to Read



To learn more about **All About[®] Reading Pre-reading**, please visit
www.AllAboutReading.com
or call us at 715-477-1976.