

# Printable Advent Tags

a holiday tradition



by  
*Marie Rippel*

 ALL ABOUT *Reading*

# Printable Advent Tags

A picture book Advent calendar is the perfect way to incorporate read-aloud time into your family's holiday traditions. And we've made it so easy for you to create your very own calendar with these printable Advent tags!



## How Many Tags Do You Need?

Many Advent calendars begin on December 1 and end on December 24 or 25, meaning you'll need 24 or 25 tags. However, if you would like to follow the church Advent calendar, the number of tags needed varies since Advent doesn't always begin on the same date.

On the church calendar, Advent always begins on the Sunday nearest to the Feast of St. Andrew the Apostle (November 30) and ends on December 24. So if November 30 falls on a Friday, for example, the closest Sunday would fall on December 2 and you would need 23 tags!

## Prepare Your Tags


1. Print a set of color or black and white Advent tags.
2. Cut out the number of tags needed for your Advent calendar.
3. If you are using black and white tags, color tags if desired.

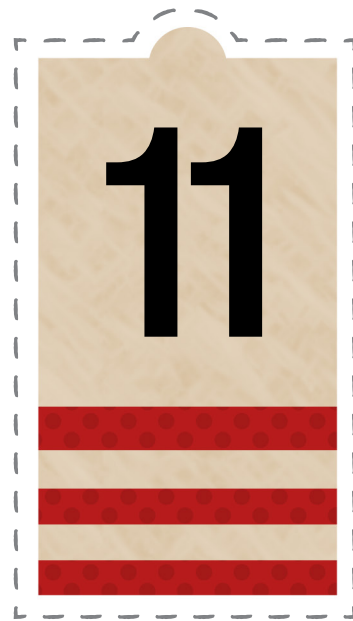
Blank tags have been included in each set for general use! Enjoy!

## Prepare Your Christmas Book Advent Calendar

1. Wrap the picture books you will include in your Advent calendar.
2. Affix one numbered tag to each wrapped book.
3. Place your wrapped books under the tree, in a basket, or on a shelf.
4. On each day of Advent, have your children open one of the wrapped books to read together as a family.


Would you like some fantastic Christmas book suggestions? Go to [blog.allaboutlearningpress.com/christmas-picture-books/](http://blog.allaboutlearningpress.com/christmas-picture-books/) to see some of our very favorites!




















































































## Did you enjoy this activity? Then you'll love **All About® Reading!**

*All About Reading* is a fun and engaging program that starts with essential pre-reading skills and continues on to teach all five key components of reading. It contains everything your student needs to become a fluent reader for life!

- Multisensory Orton-Gillingham approach
- Lightly scripted “open and go” lesson plans
- Mastery-based with no gaps
- Suitable for all ages and learning styles
- 100% guarantee and lifetime support



To learn more about **All About® Reading**, please visit  
[www.AllAboutReading.com](http://www.AllAboutReading.com)  
or call us at 715-477-1976.