



# Grilled Cheese

a reading and spelling review activity



by  
**Marie Rippel**  
 ALL ABOUT *Reading*  
 ALL ABOUT *Spelling*

# Grilled Cheese

What's better than a crispy, creamy grilled cheese sandwich? This tasty activity celebrates the delicious goodness of this classic lunchtime favorite, and adds some yummy fun to review time!



## **Assembly Instructions**

1. Print page 3 and then pages 4-5 back to back. If you prefer, you can glue or tape the playing cards together.
2. Cut out the sandwich cards.
3. Choose twelve reading or spelling review words that you think would most benefit your child to practice. If you will be using this activity for reading, write one review word on the blank line of each card. If you will be using this activity for spelling, leave the lines blank.

(Note: For repeated use, laminate the sandwich pieces and use a dry erase marker to write reading and spelling words on the back of the cards.)













## **How to Play for Reading**

1. Place the sandwich cards in a pile with the words facing up.
2. Have your child choose a card and place it in the skillet with the word facing up.
3. After your child correctly reads the word aloud, flip the card over to reveal the grilled cheese sandwich.
4. Continue until all of the sandwiches are grilled and golden brown!













## **How to Play for Spelling**

1. Place the sandwich cards in a pile with the words facing up.
2. Dictate the words one by one and have your child write each word on one of the cards, then place the card in the skillet with the word facing up.
3. If your child spells the word correctly, flip the card over to reveal the grilled cheese sandwich.
4. Continue until all of the sandwiches are grilled and golden brown!



|   |   |   |
|---|---|---|
|    |    |    |
|   |   |   |
|  |  |  |
|  |  |  |







We take the struggle out of language arts

**Did you enjoy this activity?  
Then you'll love *All About® Reading*  
and *All About® Spelling*!**

*All About Reading* is a fun and engaging program that starts with essential pre-reading skills and continues on to teach all five key components of reading.

*All About Spelling* teaches the phonics, spelling rules, and multisensory strategies your student needs to become a proficient speller for life.

- Multisensory Orton-Gillingham approach
- Lightly scripted “open and go” lesson plans
- Mastery-based with no gaps
- Suitable for all ages and learning styles
- 100% guarantee and lifetime support



To learn more about our programs, please visit  
[www.AllAboutLearningPress.com](http://www.AllAboutLearningPress.com)  
or call us at 715-477-1976.