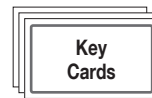

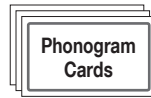


Step 16 – The Sound of /ar/

In this lesson, your student will learn words with the sound of /ar/.

You will need: Word Cards 131-140

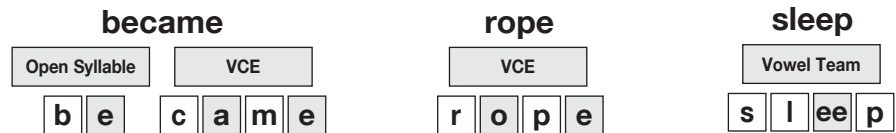
Review



Word Bank for Vowel-Consonant-E (Sections 4 and 5)
Word Bank for ER

Concept Review

Build the following words with letter tiles. Have your student divide the words into syllables and label with the proper syllable tags.



New Teaching

Spell Words with the Sound of /ar/

“Today we will spell words that have the sound of /ar/. Repeat these words after me, and listen for the /ar/ sound: *arm, hard, farm, start.*”
Student repeats the words.

“Pull down the letter tile that says /ar/.” *Student pulls down the ar tile.*

ar

“Good. I will dictate some words for you to spell. The /ar/ sound in these words is spelled with the ar tile.”

Dictate the following words:

card bark sharp park

New Teaching

(continued)

Label Syllable Types

Build the word *garden*.

g	ar	d	e	n
---	----	---	---	---

“Divide the word *garden* into syllables.” *Student divides the word between the r and the d.*

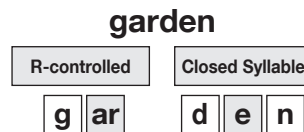
“Let’s label the syllables.”

Point to the ar tile. “In the first syllable, we have a tile with a vowel and an r. What type of syllable do you think this is?” *R-controlled syllable.*

“Right. Label it.”



“Label the second syllable.” *Student uses the Closed tag.*




Build the following words with letter tiles. Have your student divide the words into syllables and label with the proper syllable tags.



Word Cards 131-140: Spell with Tiles

Dictate the words and have your student spell them with tiles. Follow the **Procedure for Spelling with Tiles**, illustrated in Appendix C.

- 131. barn**
- 132. car**
- 133. hard**
- 134. garden**
- 135. shark**
- 136. star**
- 137. yard**
- 138. part**
- 139. arm**
- 140. smart**


If your student leaves out letters in one of the spelling words, revisit the token . Have your student segment the word, listening carefully for each sound. Make sure that he understands that the /ar/ sound is represented with one token.

This segmenting activity can be used any time your student leaves out letters when spelling.

New Teaching

(continued)

Spell on Paper

Once your student is able to spell the words using the tiles, dictate Word Cards 131-140 and have him spell the words on paper. 

File the Word Cards behind the Review divider.

Reinforcement

More Words

The following words reinforce the concepts taught in Step 16. Have your student spell them for additional practice.

art	bark	card	carpet	cart
chart	dark	far	farm	harm
jar	March	mark	park	sharp
start	tar	yarn		

Dictate Phrases

Dictate several phrases each day.

left arm
hard rock
wet tar
dark cave
big farm
car part

Dictate Sentences

Dictate several sentences each day.

Is that a bee in the garden?
The dog hid in the barn.
Start the car.
The sky is dark.
Dave will plant crops at the farm.
The art class is fun.

Reinforcement

(continued)



How is the daily review going? Are the decks behind the Mastered dividers getting bigger?

Mastered cards will be reviewed again in Step 18 and Step 21 to keep them fresh in your student's mind.